

Van Zandt County

Monthly Financial & Investment Report


Month Ending March 31, 2019

TO BE RECORDED IN THE APRIL 17, 2019 MINUTES

OF THE COMMISSIONERS' COURT


BY VAN ZANDT COUNTY CLERK.

SUBMITTED THIS THE 11TH DAY OF April 2019


Kenny Edwards, Treasurer

The Van Zandt County Commissioners' Court, having reviewed the Treasurer's Report as presented, having taken reasonable steps to ensure its accuracy, and based upon presentations of the Treasurer's Office, does hereby approve the Report, subject to the independent auditor's review and does further order that it be filed with the official minutes of this meeting. {LGC 114.026(c)}

In addition, the below signatures affirm that the Treasurers' Report complies with statutes as referenced. {LGC 114.026(d)}S



Don Kirkpatrick, Van Zandt County Judge




Brandon Brown

Commissioner Precinct #1




Keith Pearson

Commissioner Precinct #3



Virgil Melton, Jr.

Commissioner Precinct #2



Tim West

Commissioner Precinct #4



P.O. Box 3188 • Longview, Texas 75606 • 903-237-5500
MEMBER FDIC EQUAL HOUSING LENDER

Return Service Requested

Date 3/29/19
PRIMARY ACCOUNT
ENCLOSURES

Page 1
1910512
353



TXBT
TREASURER OF VAN ZANDT COUNTY
FINANCIAL CLEARING
121 E DALLAS RM 101
CANTON TX 75103-1496

C H E C K I N G A C C O U N T

PUBLIC FUNDS CHECKING		NUMBER OF ENCLOSURES	353
ACCOUNT NUMBER	1910512	Statement Dates	3/01/19 thru 3/31/19
PREVIOUS BALANCE	2,262,119.68	DAYS IN STATEMENT PERIOD	31
19 DEPOSITS	1,248,425.92	AVERAGE LEDGER	2,123,192.69
370 CHECKS/DEBITS	1,540,099.43	AVERAGE COLLECTED	2,118,052.99
SERVICE CHARGE	.00		
INTEREST PAID	.00		
CURRENT BALANCE	1,970,446.17		

DEPOSITS AND OTHER CREDITS

Date	Description	Amount
3/01	INV-PAYMTS COMP JUDICIARY CTX	326.54
3/06	PAY VZ CO APPRAISAL PPD	48,460.87
3/06	INV-PAYMTS TX DPT CRIML JST CTX	64,811.00
3/06	PAY VZ CO APPRAISAL PPD	283,492.02
3/07	INV-PAYMTS HEALTH HUMAN SVC CTX	42.50
3/08	INV-PAYMTS TX AGRICULTURE CTX	1,902.49
3/08	INV-PAYMTS GOVERNOR FISCAL CTX	8,865.68
3/08	DEPOSIT	187,715.40
3/12	DEPOSIT	43,678.48
3/13	DEPOSIT	4,485.57
3/14	INV-PAYMTS JUVENILE JUSTICE CTX	43,762.00
3/20	PAY VZ CO APPRAISAL PPD	29,434.56
3/20	PAY VZ CO APPRAISAL PPD	186,360.29
3/22	DEPOSIT	90,059.88
3/25	DEPOSIT	132,327.03
3/27	INV-PAYMTS COMP JUDICIARY CTX	326.54

NOTICE: SEE REVERSE SIDE FOR IMPORTANT INFORMATION

019179



TXBT-020-019080-001-019-190330 019179 X05
75103149626

Date 3/29/19
PRIMARY ACCOUNT
ENCLOSURES

Page 2
1910512
353

TREASURER OF VAN ZANDT COUNTY
FINANCIAL CLEARING
121 E DALLAS RM 101
CANTON TX 75103

PUBLIC FUNDS CHECKING

1910512 (Continued)

DEPOSITS AND OTHER CREDITS

Date	Description	Amount
3/27	INV-PAYMTS TX DPT CRIML JST CTX	699.10
3/28	INV-PAYMTS JUVENILE JUSTICE CTX	346.25
3/29	DEPOSIT	121,329.72

WITHDRAWALS AND OTHER DEBITS

Date	Description	Amount
3/07	Transf to Payroll clearing Payroll 3/8/2019 Confirmation number 307190114	222,730.74-
3/07	PAYMENT BANKCARD \TEL	4,518.51-
3/08	Transf to Debt Services debt service transfer Confirmation number 308190121	19,098.38-
3/08	PAYMENTS NATIONWIDE PPD	2,825.00-
3/08	USATAXPYMT IRS CCD 220946784176958	64,893.41-
3/11	Transf to Jury Clearing Jury Transfer Confirmation number 311190404	276.00-
3/11	Transf to Jury clearing Jury Transfer Confirmation number 311190590	3,726.00-
3/11	Transf to Jury Clearing Jury Transfer Confirmation number 311190643	880.00-
3/11	Transf to Jury Clearing Jury Transfer Confirmation number 311190719	440.00-
3/11	INVESTMENT BFDS CCD 612134000190307	150.00-
3/11	CHILDSUPP Texas SDU CCD 190670001029579	908.62-
3/11	INSURANCE AFLAC CCD 0XH48408237	6,947.18-

Date 3/29/19
 PRIMARY ACCOUNT
 ENCLOSURES

Page 3
 1910512
 353

TREASURER OF VAN ZANDT COUNTY
 FINANCIAL CLEARING
 121 E DALLAS RM 101
 CANTON TX 75103

PUBLIC FUNDS CHECKING 1910512 (continued)

WITHDRAWALS AND OTHER DEBITS

Date	Description	Amount
3/15	RECEIVABLE TEXAS COUNTY DRS CCD 0333	85,300.93-
3/20	REF: VAN ZANDT COUNTY CSCD 023 WIRE TRANSFER DEBIT TDCJ	3,619.11-
3/21	Transf to Payroll Clearing Payroll 03/22/2019 confirmation number 321190166	210,981.00-
3/21	Transf to Debt Services debt service transfer confirmation number 321190322	12,749.67-
3/21	PAYMENT VISA \WEB	2,531.21-
3/22	PAYMENTS NATIONWIDE PPD	2,825.00-
3/22	FLEET DEBI WEX INC CCD 9100000739575	9,974.79-
3/22	USATAXPYMT IRS CCD 220948191422866	61,396.16-
3/25	INVESTMENT BFDS CCD 612134000190321	150.00-
3/25	CHILDSUPP Texas SDU CCD 190810001045623	908.62-
3/26	INSURANCE AFLAC CCD 0XH48827764	6,937.17-

CHECKS IN NUMERICAL ORDER

Date	Check No	Amount	Date	Check No	Amount
3/12	5499	8,472.00	3/08	65223*	600.53
3/08	64890*	600.53	3/11	65245*	600.53
3/11	64919*	600.53	3/01	65276*	159.00
3/04	65145*	1,521.38	3/01	65305*	6.66
3/15	65151*	9.50	3/12	65312*	35.00
3/11	65174*	222.20	3/04	65319*	520.99
3/04	65185*	975.00	3/12	65321*	300.00
3/01	65215*	600.53	3/04	65327*	3,437.50
3/05	65216	1,206.06	3/01	65333*	76.00

* Indicates break in check number sequence



Date 3/29/19
 PRIMARY ACCOUNT
 ENCLOSURES

Page 4
 1910512
 353

TREASURER OF VAN ZANDT COUNTY
 FINANCIAL CLEARING
 121 E DALLAS RM 101
 CANTON TX 75103

PUBLIC FUNDS CHECKING

1910512 (Continued)

CHECKS IN NUMERICAL ORDER

Date	check No	Amount	Date	check No	Amount
3/01	65334	21.66	3/13	65472	353.34
3/01	65335	27.66	3/14	65473	45.04
3/01	65336	15.66	3/14	65474	36.44
3/01	65339*	222.20	3/08	65475	115.73
3/01	65345*	105.00	3/12	65476	1,149.00
3/04	65346	900.00	3/15	65477	1,852.07
3/12	65348*	750.00	3/12	65478	115.00
3/07	65360*	48.20	3/12	65479	935.86
3/05	65361	15,426.80	3/11	65480	54.27
3/04	65363*	198.00	3/12	65481	270.63
3/04	65365*	30.00	3/13	65482	95.80
3/05	65367*	350.00	3/14	65483	707.54
3/01	65371*	416.10	3/18	65484	35.00
3/01	65376*	290.74	3/14	65485	225.60
3/04	65377	463.60	3/14	65486	78.75
3/01	65385*	126.01	3/13	65487	167.86
3/01	65388*	500.00	3/12	65488	165.68
3/01	65390*	54,447.00	3/11	65489	1,242.04
3/01	65394*	208.00	3/12	65493*	261.51
3/04	65401*	500.00	3/08	65494	28,500.00
3/11	65402	21.00	3/12	65495	8,792.85
3/04	65403	1,000.00	3/14	65496	1,242.00
3/12	65406*	200.00	3/13	65497	34.84
3/05	65414*	4,335.62	3/13	65498	109.00
3/06	65419*	1,500.00	3/13	65500*	599.14
3/06	65421*	1,242.00	3/15	65501	2,033.50
3/13	65425*	120.48	3/14	65502	360.00
3/04	65426	2,205.00	3/27	65503	554.00
3/05	65427	4,295.00	3/06	65504	10.00
3/01	65432*	55.00	3/19	65505	600.00
3/01	65436*	98.98	3/19	65507*	600.53
3/05	65444*	1,009.67	3/13	65508	107.08
3/01	65448*	10,778.13	3/12	65509	761.46
3/01	65457*	750.00	3/14	65510	537.00
3/01	65460*	250.00	3/08	65511	130.00
3/25	65463*	2,700.25	3/15	65512	486.00
3/12	65469*	38.95	3/12	65513	5,079.41
3/12	65470	175.57	3/14	65514	936.95
3/12	65471	74.58	3/14	65515	57.28

* Indicates break in check number sequence

TXBT-020-019080-001-019-190330 019179 X05

Date 3/29/19
PRIMARY ACCOUNT
ENCLOSURES

Page 5
1910512
353

TREASURER OF VAN ZANDT COUNTY
FINANCIAL CLEARING
121 E DALLAS RM 101
CANTON TX 75103

PUBLIC FUNDS CHECKING

1910512 (Continued)

CHECKS IN NUMERICAL ORDER					
Date	Check No	Amount	Date	check No	Amount
3/14	65516	146.75	3/12	65557	1,045.00
3/11	65517	26.00	3/18	65558	100.00
3/14	65518	225.84	3/11	65559	1,483.94
3/15	65519	1,525.00	3/12	65560	4,110.80
3/13	65520	13.64	3/12	65561	121.79
3/07	65521	3,194.82	3/11	65562	585.00
3/13	65522	618.68	3/20	65563	67.00
3/13	65523	9.70	3/08	65565*	71.75
3/13	65524	194.95	3/13	65566	2,747.36
3/12	65525	1,155.00	3/12	65567	600.53
3/18	65526	1,800.00	3/12	65568	118.89
3/12	65527	430.00	3/19	65569	175.00
3/13	65528	895.77	3/19	65570	675.00
3/14	65529	256.74	3/12	65571	1,476.82
3/13	65530	3,276.40	3/11	65572	7,592.39
3/18	65531	90.00	3/08	65573	714.83
3/14	65532	210.00	3/06	65574	92.50
3/12	65533	166.00	3/12	65575	269.85
3/13	65534	2,758.63	3/15	65576	248.95
3/08	65535	1,692.00	3/15	65577	147.47
3/21	65536	105.00	3/08	65578	520.83
3/25	65537	140.00	3/26	65579	600.53
3/12	65538	600.53	3/12	65580	316.46
3/12	65541*	350.00	3/12	65581	500.00
3/13	65542	1,250.00	3/20	65582	500.00
3/13	65543	590.00	3/07	65583	350.00
3/13	65544	284.50	3/11	65585*	500.00
3/08	65545	212.54	3/12	65586	124.39
3/11	65546	126.00	3/13	65587	986.47
3/15	65547	3,056.91	3/13	65588	2,203.41
3/25	65548	600.53	3/12	65589	1,050.00
3/12	65549	129.15	3/12	65590	703.74
3/14	65550	74.00	3/15	65591	87.55
3/13	65551	4,576.75	3/12	65593*	459.00
3/11	65552	75.00	3/12	65594	250.00
3/14	65553	965.87	3/11	65595	3,259.86
3/15	65554	700.00	3/12	65596	159.00
3/12	65555	111.94	3/12	65597	24,887.73
3/11	65556	153.70	3/11	65598	749.59

* Indicates break in check number sequence



Date 3/29/19
 PRIMARY ACCOUNT
 ENCLOSURES

Page 6
 1910512
 353

TREASURER OF VAN ZANDT COUNTY
 FINANCIAL CLEARING
 121 E DALLAS RM 101
 CANTON TX 75103

PUBLIC FUNDS CHECKING

1910512 (Continued)

CHECKS IN NUMERICAL ORDER

Date	Check No	Amount	Date	Check No	Amount
3/18	65599	600.00	3/28	65638	490.00
3/13	65600	367.91	3/29	65639	35.47
3/13	65601	56.37	3/25	65640	713.44
3/25	65602	792.53	3/28	65641	154.38
3/11	65603	297.20	3/27	65642	216.00
3/06	65604	1,155.00	3/25	65643	14.00
3/13	65605	500.00	3/26	65644	842.53
3/14	65606	227.50	3/27	65645	113.55
3/12	65607	522.57	3/27	65646	8,987.39
3/15	65608	43.24	3/28	65647	172.32
3/13	65609	2,124.13	3/28	65649*	103.80
3/13	65610	600.53	3/26	65651*	35,758.08
3/12	65611	6,719.22	3/22	65652	478.01
3/13	65612	689.14	3/27	65653	149.00
3/22	65613	185.00	3/27	65654	277.00
3/12	65614	75.00	3/27	65656*	1,403.00
3/12	65615	420.30	3/29	65657	935.12
3/08	65616	61,688.58	3/27	65658	26.50
3/14	65617	55.35	3/27	65660*	3,714.00
3/14	65618	855.31	3/27	65661	10,192.55
3/13	65619	1,745.24	3/26	65662	902.00
3/14	65620	3,715.06	3/28	65665*	375.81
3/12	65621	122,140.52	3/29	65666	423.95
3/15	65622	2,132.75	3/27	65668*	170.00
3/25	65623	200.00	3/28	65669	186.92
3/28	65624	9.66	3/26	65671*	2,000.00
3/28	65625	49.32	3/28	65673*	329.73
3/28	65626	21.66	3/26	65674	470.00
3/27	65627	85.72	3/27	65675	372.27
3/27	65628	280.00	3/28	65676	3,281.94
3/27	65629	1,840.00	3/28	65678*	442.61
3/28	65630	222.20	3/26	65679	26,991.62
3/29	65631	14,877.92	3/22	65680	70.00
3/28	65632	175.00	3/27	65681	178.23
3/27	65633	5,621.85	3/27	65683*	600.00
3/27	65634	586.03	3/26	65684	345.19
3/28	65635	1,248.95	3/26	65685	238.92
3/28	65636	359.19	3/27	65686	296.79
3/27	65637	210.00	3/26	65687	1,550.00

* Indicates break in check number sequence

Date 3/29/19
PRIMARY ACCOUNT
ENCLOSURES

Page 7
1910512
353

TREASURER OF VAN ZANDT COUNTY
FINANCIAL CLEARING
121 E DALLAS RM 101
CANTON TX 75103

PUBLIC FUNDS CHECKING

1910512 (Continued)

CHECKS IN NUMERICAL ORDER					
Date	Check No	Amount	Date	Check No	Amount
3/26	65688	1,615.00	3/20	65739*	3,169.00
3/29	65689	155.45	3/25	65740	513.40
3/25	65690	355.00	3/26	65741	124.00
3/28	65691	700.00	3/27	65742	77.73
3/28	65692	16.58	3/26	65743	19,292.11
3/26	65693	1,400.72	3/29	65744	33.41
3/26	65695*	708.54	3/25	65746*	8,207.00
3/26	65696	500.00	3/28	65747	86.73
3/27	65697	98.06	3/27	65748	85.82
3/27	65698	225.00	3/27	65750*	115.62
3/26	65700*	139.18	3/27	65751	11,650.64
3/27	65701	1,304.93	3/29	65753*	622.18
3/25	65702	992.00	3/25	65754	431.80
3/22	65704*	87.25	3/26	65755	949.75
3/28	65705	327.28	3/29	65756	47.56
3/26	65706	600.00	3/25	65757	281.70
3/27	65707	1,590.00	3/27	65758	185.79
3/28	65708	241.25	3/27	65759	885.40
3/25	65710*	352.64	3/25	65760	64.00
3/26	65711	1,476.82	3/27	65761	1,096.81
3/26	65712	3,982.57	3/27	65762	3,300.00
3/21	65713	110.00	3/28	65763	138.49
3/29	65714	80.23	3/26	65765*	114.00
3/26	65716*	2,078.76	3/27	65766	127.50
3/26	65717	416.19	3/26	65767	152.82
3/26	65719*	4,093.57	3/26	65768	420.30
3/25	65720	791.05	3/22	65769	61,688.58
3/26	65721	1,050.00	3/29	65770	38.95
3/29	65722	2,839.70	3/29	65771	71.27
3/27	65723	4,000.00	3/28	65773*	37.32
3/26	65724	500.00	3/27	65774	70.00
3/28	65725	242.50	3/26	65775	49.95
3/26	65726	2,278.70	3/25	65776	30.12
3/26	65728*	1,750.00	3/27	65777	123.10
3/27	65729	1,200.00	3/26	65778	41.56
3/25	65732*	22.50	3/28	65779	399.47
3/26	65734*	690.00	3/26	65780	125.00
3/27	65735	7,594.10	3/26	65781	1,895.76
3/28	65737*	125.00	3/27	65782	150.00

* Indicates break in check number sequence



Date 3/29/19
 PRIMARY ACCOUNT
 ENCLOSURES

Page 8
 1910512
 353

TREASURER OF VAN ZANDT COUNTY
 FINANCIAL CLEARING
 121 E DALLAS RM 101
 CANTON TX 75103

PUBLIC FUNDS CHECKING

1910512 (continued)

CHECKS IN NUMERICAL ORDER

Date	Check No	Amount	Date	Check No	Amount
3/26	65783	1,270.72	3/28	65794	492.00
3/26	65784	50.00	3/25	65796*	93.00
3/26	65785	607.29	3/26	65797	955.04
3/25	65786	195.42	3/25	65798	7.84
3/27	65787	3,645.00	3/28	65799	150.00
3/28	65788	162.63	3/26	65800	26,977.05
3/29	65789	88.50	3/26	65801	500.00
3/26	65791*	125.00	3/27	65802	144.64
3/29	65793*	23.75			

* Indicates break in check number sequence

DAILY BALANCE INFORMATION

Date	Balance	Date	Balance	Date	Balance
3/01	2,193,291.89	3/12	2,149,871.05	3/21	2,038,745.94
3/04	2,181,540.42	3/13	2,126,279.50	3/22	1,992,101.03
3/05	2,154,917.27	3/14	2,159,082.48	3/25	2,105,871.22
3/06	2,547,681.66	3/15	2,061,458.61	3/26	1,952,304.78
3/07	2,316,881.89	3/18	2,058,833.61	3/27	1,879,786.40
3/08	2,333,701.35	3/19	2,056,783.08	3/28	1,869,389.91
3/11	2,302,784.30	3/20	2,265,222.82	3/29	1,970,446.17

END OF STATEMENT

TexPool Participant Services
 C/O Federated Investors Inc.
 1001 Texas Avenue, Suite 1400
 Houston, TX 77002



Participant Statement

VAN ZANDT COUNTY
 FINANCIAL CLEARING FUND
 ATTN KENNY EDWARDS
 121 E DALLAS ST STE 101
 CANTON TX 75103-1496

Statement Period **03/01/2019 - 03/31/2019**

Page 1 of 2

Customer Service **1-866-TEX-POOL**
 Location ID **000078331**
 Investor ID **000009623**

TexPool Update

It's spring cleaning time! Review a current listing of your authorized representatives and contact information by requesting an Account Information Report from TexConnect or the TexPool Participant Services team. Submit any changes on the proper maintenance form, found under Account Documents, so that our records may be updated.

TexPool Summary

Pool Name	Beginning Balance	Total Deposits	Total Withdrawals	Total Interest	Current Balance	Average Balance
Texas Local Government Investment Pool	\$12,962,524.22	\$0.00	\$0.00	\$26,602.73	\$12,989,126.95	\$12,965,098.68
Total Dollar Value	\$12,962,524.22	\$0.00	\$0.00	\$26,602.73	\$12,989,126.95	

Portfolio Value

Pool Name	Pool/Account	Market Value (03/01/2019)	Share Price (03/31/2019)	Shares Owned (03/31/2019)	Market Value (03/31/2019)
Texas Local Government Investment Pool	449/2340100001	\$12,962,524.22	\$1.00	12,989,126.95	\$12,989,126.95
Total Dollar Value		\$12,962,524.22			\$12,989,126.95

Interest Summary

Pool Name	Pool/Account	Month-to-Date Interest	Year-to-Date Interest
Texas Local Government Investment Pool	449/2340100001	\$26,602.73	\$62,516.83
Total		\$26,602.73	\$62,516.83



TexPool Participant Services
C/O Federated Investors Inc.
1001 Texas Avenue, Suite 1400
Houston, TX 77002

Statement Period 03/01/2019 - 03/31/2019

Page 2 of 2

Transaction Detail

Texas Local Government Investment Pool

Participant: VAN ZANDT COUNTY

Pool/Account: 449/2340100001

Transaction Date	Settlement Date	Transaction Description	Transaction Dollar Amount	Share Price	Shares This Transaction	Shares Owned
03/01/2019	03/01/2019	BEGINNING BALANCE	\$12,962,524.22	\$1.00		12,962,524.220
03/29/2019	03/29/2019	MONTHLY POSTING	\$26,602.73	\$1.00	26,602.730	12,989,126.950
Account Value as of 03/31/2019			\$12,989,126.95	\$1.00		12,989,126.950





Summary Statement

March 2019

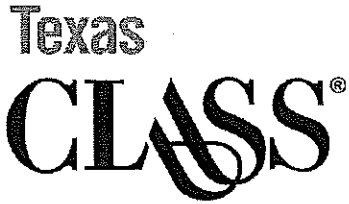
Van Zandt County

121 East Dallas Street, Room 101
Canton, TX 75103

TXCLASS

Average Monthly Yield: 2.61%

	Beginning Balance	Contributions	Withdrawals	Income Earned	Income Earned YTD	Average Daily Balance	Month End Balance
TX-01-0250-0001 FINANCIAL CLEARING	773,818.80	0.00	0.00	1,717.98	4,998.83	774,733.91	775,536.78
Total	773,818.80	0.00	0.00	1,717.98	4,998.83	774,733.91	775,536.78



Account Statement

March 2019

Van Zandt County

121 East Dallas Street, Room 101
Canton, TX 75103

TXCLASS

TX-01-0250-0001

Summary

Average Monthly Yield: 2.61%

	Beginning Balance	Contributions	Withdrawals	Income Earned	Average Daily Balance	Month End Balance
TX-01-0250-0001 FINANCIAL CLEARING	773,818.80	0.00	0.00	1,717.98	774,733.91	775,536.78

Transactions

Transaction Date	Transaction Description	Contributions & Income Earned	Withdrawals	Balance	Transaction Number
03/01/2019	Beginning Balance			773,818.80	
03/31/2019	Income Earned For The Period	1,717.98			
03/31/2019	Ending Balance			775,536.78	



Daily Rates

March 2019

TXCLASS

Date	Dividend Rate	Daily Yield
01-Mar-19	0.000071921	2.63%
02-Mar-19	0.000071921	2.63%
03-Mar-19	0.000071921	2.63%
04-Mar-19	0.000071957	2.63%
05-Mar-19	0.000071941	2.63%
06-Mar-19	0.000071921	2.63%
07-Mar-19	0.000071921	2.63%
08-Mar-19	0.000071921	2.63%
09-Mar-19	0.000071921	2.63%
10-Mar-19	0.000071921	2.63%
11-Mar-19	0.000071647	2.62%
12-Mar-19	0.000071647	2.62%
13-Mar-19	0.000071647	2.62%
14-Mar-19	0.000071647	2.62%
15-Mar-19	0.000071453	2.61%
16-Mar-19	0.000071453	2.61%
17-Mar-19	0.000071453	2.61%
18-Mar-19	0.000071537	2.61%
19-Mar-19	0.000071391	2.61%
20-Mar-19	0.000070825	2.59%
21-Mar-19	0.000071373	2.61%
22-Mar-19	0.000071258	2.60%
23-Mar-19	0.000071258	2.60%
24-Mar-19	0.000071258	2.60%
25-Mar-19	0.000071213	2.60%
26-Mar-19	0.000071230	2.60%
27-Mar-19	0.000071227	2.60%
28-Mar-19	0.000071203	2.60%
29-Mar-19	0.000071292	2.60%
30-Mar-19	0.000071292	2.60%
31-Mar-19	0.000071292	2.60%

FUND NAME	CHECKING ACCOUNT	CHECKING AMOUNT	TDOA ACCOUNT	TDOA AMOUNT	FUND TOTAL
2019 010 GENERAL FUND	FIN CLEAR AMERICAN CTY JURY	508,760.59	TDOA MBIA	6,101,078.60	6,614,503.41
2019 012 RESERVE FUNDS	FIN CLEAR	3,355.00	TDOA MBIA	1,309.22	
2019 015 SHERIFF CHAPTER 59 FORFEITURE AMERICAN	FIN CLEAR AMERICAN	5,077.36	TDOA MBIA	15,037.84	20,115.20
2019 016 DA FORFEITURE FUND	FIN CLEAR	3,100.49	TDOA MBIA		
	ESCRW #1	1,819.00			
	ESCRW #2	1,169.99			
	ESCRW #3	302.08			
	ESCRW #4	802.45			
	ESCRW #5	556.25			
	ESCRW #6	2,469.55			
	ESCRW #7	520.02			
	ESCRW #8	1,018.69			
	ESCRW #9				
	ESCRW #10	2,815.97			
	ESCRW #11	11,519.25			
	ESCRW #12				
	ESCRW #13				
	ESCRW #14				
	ESCRW #15				
	ESCRW #16				
	ESCRW #17				
	ESCRW #18				
	ESCRW #19	1,534.67			
	ESCRW #20	3,507.89			
	ESCRW #21				
	ESCRW #22	2,304.14			
	ESCRW #23				
	ESCRW #24	12,377.37			
	ESCRW #25	527.53			
	ESCRW #26				
	ESCRW #27	2,921.47			
	ESCRW #28	2,709.27			
	ESCRW #29	941.26			
	ESCRW #30	536.84			
	ESCRW #31	328.26			
	ESCRW #32	2,101.80			
	ESCRW #33				
	ESCRW #34				
	ESCRW #35	202.43			
	ESCRW #36	3,125.72			
	ESCRW #37				
	ESCRW #38				
	ESCRW #39	1,477.92			
	ESCRW #40	1,425.21			
	ESCRW #41				
	ESCRW #42				
	ESCRW #43				
	ESCRW #44				
	ESCRW #45				

COMBINED STATEMENT OF CASH POSITION FOR MARCH

FUND NAME	CHECKING ACCOUNT	CHECKING AMOUNT	TDOA ACCOUNT	TDOA AMOUNT	FUND TOTAL
2019 017 BUILDING SECURITY FUND	ESCROW #46				
	ESCROW #47				
	ESCROW #48				
	ESCROW #49				
	ESCROW #50				
	ESCROW #51				
	ESCROW #52				
	ESCROW #53				
	ESCROW #54				
	ESCROW #55				
	ESCROW #56				
	ESCROW #57				
	ESCROW #58				
	ESCROW #59				
	ESCROW #60				
	ESCROW #61				
	ESCROW #62				
ESCROW #63					
ESCROW #64					
ESCROW #65					
ESCROW #66					
ESCROW #67					
ESCROW #68					
ESCROW #69					
ESCROW #70					
ESCROW #71					
ESCROW #72					
ESCROW #73					
ESCROW #74					
ESCROW #75					
ESCROW #76					
ESCROW #77					
ESCROW #78					
ESCROW #79					
ESCROW #80					
ESCROW #81					
ESCROW #82					
ESCROW #83					
ESCROW #84					
ESCROW #85					
ESCROW #86					
ESCROW #87					
ESCROW #88					
FIN CLEAR					83,899.80
2019 017 BUILDING SECURITY FUND	FIN CLEAR	16,088.61	TDOA MBIA		16,088.61
2019 018 JUSTICE COURT BLDG SECURITY FUND	FIN CLEAR				
	ESCROW #13				
	ESCROW #14				
	ESCROW #15				
	ESCROW #16				
2019 018 JUSTICE COURT BLDG SECURITY FUND	FIN CLEAR				12,658.33
2019 018 JUSTICE COURT BLDG SECURITY FUND	FIN CLEAR	3,440.11	TDOA		3,440.11
2019 019 DA FOREFTTUE FUND	ESCROW #13				
	ESCROW #14				
	ESCROW #15				
	ESCROW #16				
	ESCROW #45				
2019 019 DA FOREFTTUE FUND	FIN CLEAR				13,265.99
2019 021 ROAD & BRIDGE - PCT. 1	FIN CLEAR	131,411.07	TDOA		131,411.07
2019 021 ROAD & BRIDGE - PCT. 1	FIN CLEAR				853,892.14

FUND NAME	CHECKING ACCOUNT	CHECKING AMOUNT	TDOA ACCOUNT	TDOA AMOUNT	FUND TOTAL
2019 022 ROAD & BRIDGE - PCT. 2	FIN CLEAR	183,630.79	TDOA MBIA	1,335,702.07	1,833,499.58
2019 023 ROAD & BRIDGE - PCT. 3	FIN CLEAR	78,318.55	TDOA MBIA	1,311,343.29	1,389,662.49
2019 024 ROAD & BRIDGE - PCT. 4	FIN CLEAR	165,323.01	TDOA MBIA	1,130,081.52	1,295,761.93
2019 026 ROAD & BRIDGE - GEN	FIN CLEAR	20,146.41	TDOA MBIA	357.40	21,144.33
2019 031 COUNTY ROAD FUND - PCT. 1	FIN CLEAR		TDOA MBIA	997.92	
2019 032 COUNTY ROAD FUND - PCT. 2	FIN CLEAR		TDOA MBIA		
2019 033 COUNTY ROAD FUND - PCT. 3	FIN CLEAR		TDOA MBIA		
2019 034 COUNTY ROAD FUND - PCT. 4	FIN CLEAR		TDOA MBIA		
2019 035 VICTIM COORDINATOR GRANT	FIN CLEAR	12,663.77-	TDOA MBIA	8,098.25	12,663.77-
2019 036 DA FORFEITURE FUND II	FIN CLEAR	9,117.18	TDOA MBIA	5,761.70	17,215.43
2019 037 CONSTABLE PCT #4 SEIZURE	FIN CLEAR	760.89	TDOA MBIA	49,477.93	6,522.59
2019 040 COUNTY LAW LIBRARY FUND	FIN CLEAR	14,568.64	TDOA MBIA		64,046.57
2019 042 COUNTY FREE LIBRARY	FIN CLEAR	29,063.82	TDOA MBIA		29,063.82
2019 043 COMMUNITY LIBRARY CONTRIBUTION	FIN CLEAR		TDOA MBIA		
2019 047 DIGITIZE RECORDS	FIN CLEAR	8,328.80	TDOA MBIA	71,304.38	79,633.18
2019 048 SUPPLEMENTAL GUARDIANSHIP	FIN CLEAR	3,877.22	TDOA	28,830.27	32,707.49
2019 049 COUNTY CHILD ABUSE PREVENTION	FIN CLEAR	1,858.20	TDOA	6,146.12	8,004.32
2019 050 COURT RELATED PROGRAMS	FIN CLEAR		TDOA MBIA	25.48	25.48
2019 052 COUNTY & DISTRICT TECH FUND	FIN CLEAR	1,607.99	TDOA MBIA	3,605.35	5,213.34

DATE 04/10/2019 TIME 16:42

COMBINED STATEMENT OF CASH POSITION FOR MARCH

FUND NAME	CHECKING ACCOUNT	CHECKING AMOUNT	TDOA ACCOUNT	TDOA AMOUNT	FUND TOTAL
2019 053 CAPITALCREDITSECONOMICDEVELOP	FIN CLEAR	3,056.59	TDOA	241,519.67	244,576.26
2019 054 DISTRICT CLERK TECHNOLOGY	FUFIN CLEAR	6,283.11	TDOA	13,681.36	19,964.47
2019 055 CHAPTER 19	FIN CLEAR	15.96	TDOA MBIA		15.96
2019 056 COUNTY RECORDS FUND	FIN CLEAR	3,439.85	TDOA MBIA	121,463.24	124,903.09
2019 057 COUNTY CLERK RECORDS FUND	FIN CLEAR	11,527.69	TDOA MBIA	128,873.63	140,401.32
2019 058 DISTRICT CLERK RECORDS FUND	FIN CLEAR	666.21	TDOA	5,816.19	6,482.40
2019 059 COUNTY CLERK ARCHIVE	FIN CLEAR	28,394.66	TDOA	248,232.18	276,626.84
2019 064 CAPITAL PROJECT ROADS PCT	NOFIN CLEAR		TDOA MBIA		
2019 070 PERMANENT IMPROVEMENT FUND	FIN CLEAR		TDOA MBIA		
2019 075 RIGHT-OF-WAY FUND	FIN CLEAR		TDOA MBIA		
2019 084 TAX ANTICIPATION NOTES	FIN CLEAR		TDOA MBIA		
2019 085 DEBT SERVICE FUND	DEBT CL	598,960.70	TDOA MBIA	7,856.81	762,720.40
2019 087 VZC INDIGENT HEALTH PROGRAM	FIN CLEAR	37,522.94	TDOA MBIA	165,000.00	202,522.94
2019 088 SOIL CONSERVATION DIST	FIN CLEAR	68,742.01	TDOA MBIA	8,064.69	76,806.70
2019 090 APPELLATE JUSTICE SYSTEM	FUNFIN CLEAR	1,415.35	TDOA MBIA		1,415.35
2019 095 PAYROLL CLEARING ACCOUNT.	PAYCLEAR	194,039.82	MBIA		194,039.82
2019 096 GEN FIXED ASSETS ACCOUNT GRP			MBIA		
2019 097 LONG TERM DEBT GROUP			MBIA		
2019 131 VAN ZANDT COUNTY JAIL	FIN CLEAR	56,100.06	TDOA MBIA	270,000.00	326,100.06
2019 132 VAN ZANDT COUNTY SHERIFF	DEPFIN CLEAR	175,792.63	TDOA MBIA		175,792.63
2019 135 CAPITAL MURDER	FIN CLEAR		TDOA		
2019 136 HOMELAND SECURITY GRANT	FIN CLEAR				

DATE 04/10/2019 TIME 16:42

COMBINED STATEMENT OF CASH POSITION FOR MARCH

FUND NAME	CHECKING ACCOUNT	CHECKING AMOUNT	TDOA ACCOUNT	TDOA AMOUNT	FUND TOTAL
2019 139 HOMELAND SECURITY GRANT P25	FIN CLEAR		TDOA MBIA		
2019 141 BULLET PROOF VEST GRANT	FIN CLEAR		TDOA MBIA		
2019 145 SOLID WASTE GRANT	FIN CLEAR	203.03	TDOA		203.03
2019 261 CAPITAL PROJECT ROADS PCT NOFIN CLEAR			TDOA		
2019 262 CAPITAL PROJECT ROADS PCT NOFIN CLEAR			TDOA		
2019 264 CAPITAL PROJECT PCT 4	FIN CLEAR		TDOA		
2019 400 FRUITVALE 2011 TXCDBG 710056WATER					
2019 401 BENWHEELERMSC 71348911131115					
2019 402 LITTLEHOPEMOOREMSC7130260813					
2019 540 PRETRIAL SUPERVISION	FIN CLEAR	5,959.57	TDOA	136,771.95	142,731.52
2019 541 COMMUNITY SUP & CORRECTIONS FIN CLEAR		73,252.45	TDOA MBIA	343,394.74	416,647.19
2019 542 ADULT PROBATION CIVIL	FIN CLEAR	1,522.19	TDOA MBIA	50,088.77	355,407.31
2019 543 HIGH RISK SUBSTANCE ABUSE -CPIN CLEAR		4,787.99	TDOA MBIA		4,787.99
2019 544 HIGH RISK SEX OFFENDER -CCP FIN CLEAR		13,591.71	TDOA		13,591.71
2019 545 GRANT C COMMIT REDUCTION PROFIN CLEAR		7,809.75			7,809.75
2019 546 JUVENILE PROBATION FUND	FIN CLEAR	76,498.41-	TDOA MBIA		76,498.41-
2019 547 VZCUPD STATE AID GRANT	FIN CLEAR	25,706.85	TDOA MBIA		25,706.85
2019 548 VZCUPD PROGRESSIVE SANCTIONSFIN CLEAR			TDOA MBIA		
2019 549 VZCUPD - GRANT N	FIN CLEAR	48,828.76	TDOA MBIA		48,828.76
2019 550 D A SUPPLEMENTAL FUND	FIN CLEAR	2,159.85	TDOA MBIA	2,668.44	4,828.29
2019 551 VOICES - JUV CJD GRANT	FIN CLEAR	9,289.54-	TDOA		9,289.54-
2019 552 ETCOG RESIDENTIAL	FIN CLEAR	1,761.00-	TDOA		1,761.00-
2019 554 GRANT I SECURE FELONY RETIAB FIN CLEAR			TDOA		

FUND NAME	CHECKING ACCOUNT	CHECKING AMOUNT	TDOA ACCOUNT	TDOA AMOUNT	FUND TOTAL
2019 555 JUVENILE PROBATION INTEREST	FIN CLEAR	52.98	TDOA MBIA	23,812.80	23,865.78
2019 556 REGIONAL SERVICE ENHANCEMENT	FIN CLEAR	99,765.99			99,765.99
2019 557 GRANT I	FIN CLEAR				
2019 558 GRANT S	FIN CLEAR	9,318.52			9,318.52
2019 559 MENTAL IMPAIRMENT CASELOAD	FIN CLEAR	3,388.42	TDOA MBIA		3,388.42
2019 560 SALARY ADJUSTMENT FOR JUV PRFTN	CLEAR		TDOA MBIA		
2019 562 TITLE IV-E FEDERAL FOSTER CAPTN	CLEAR		TDOA MBIA		
2019 565 INDIGENT DEFENSE GRANT	FIN CLEAR	24,549.93	TDOA	5,346.21	29,896.14
2019 567 FIRE MARSHAL	FIN CLEAR	45,009.48	TDOA	177,885.93	222,895.41
2019 568 TECHNOLOGY RESOURCES	FIN CLEAR	1.50	TDOA		1.50
2019 569 HAVA ELECTION GRANT	FIN CLEAR	12,953.03			12,953.03
2019 570 GOLDEN WATER SUPPLY CORP					
2019 580 D.A. CHECK COLLECTION FUND	FIN CLEAR	5,300.52	TDOA MBIA	10,457.23	15,757.75
2019 591 CONSTABLE #1 TLEOSE FUND	FIN CLEAR	1,849.26	TDOA MBIA		1,849.26
2019 592 CONSTABLE #2 TLEOSE FUND	FIN CLEAR	2,152.56	MBIA		2,152.56
2019 593 CONSTABLE #3 TLEOSE FUND	FIN CLEAR	1,359.92	MBIA		1,359.92
2019 594 CONSTABLE #4 TLEOSE FUND	FIN CLEAR	4,947.84	TDOA MBIA		4,947.84
2019 595 SHERIFF TLEOSE FUND	FIN CLEAR	11,600.47	MBIA		11,600.47
2019 596 DA TLEOSE FUND	FIN CLEAR	1,613.10	MBIA		1,613.10
2019 597 VZC COMMISSARY PERSONNEL FUNFIN	CLEAR		MBIA		
2019 600 JUSTICE COURT TECHNOLOGY FUNFIN	CLEAR	8,278.19	TDOA MBIA	47,078.70	55,356.89
2019 602 CHILD ADVOCACY	FIN CLEAR				
2019 800 CONTRIBUTION RELIEF FUND	FIN CLEAR	29.09-	TDOA	16,112.02	16,082.93
2019 802 VETERAN'S MEMORIAL WALL FUNDFIN	CLEAR		TDOA		

COMBINED STATEMENT OF CASH POSITION FOR MARCH

FUND NAME	CHECKING ACCOUNT	CHECKING AMOUNT	TDOA ACCOUNT	TDOA AMOUNT	FUND TOTAL
2019 803 HISTORICAL COMMISSION	FIN CLEAR	3,864.01	TDOA	5,174.92	9,038.93
2019 804 VAN TORNADO-ASSISTANCE	FIN CLEAR				
2019 805 FEMA - DEC 2015 STORM	FIN CLEAR		TDOA		
2019 806 FEMA APRIL 2016 STORM	FIN CLEAR				
2019 807 HAZARD MITIGATION GRANT	FIN CLEAR	54,447.00-	TDOA		54,447.00-
2019 808 COURTHOUSE PLANNING GRANT	FIN CLEAR	127,071.84-			127,071.84-
2019 809 PRETRIAL INTERVENTION PROGRAM FIN CLEAR		11,700.00	TDOA	14,109.31	25,809.31
2019 810 SHERIFF JUSTICE FORFEITURE FIN CLEAR		2,614.14	TDOA	15,117.08	17,731.22
2019 811 SHERIFF TREASURY FORFEITURE FIN CLEAR			TDOA		
2019 812 CONSTABLE PCT #1 FORFEITURE FIN CLEAR		500.00	TDOA		500.00
TOTAL		2,620,738.97		13,764,663.73	16,385,402.70

CHECK ACCOUNT

CHECK

ACCOUNT BALANCE - FIN CLEAR	1,727,217.66
ACCOUNT BALANCE - CITY JURY	3,355.00
ACCOUNT BALANCE - ESCROW #1	3,100.49
ACCOUNT BALANCE - ESCROW #2	1,819.00
ACCOUNT BALANCE - ESCROW #3	1,169.99
ACCOUNT BALANCE - ESCROW #4	302.08
ACCOUNT BALANCE - ESCROW #5	802.45
ACCOUNT BALANCE - ESCROW #6	556.25
ACCOUNT BALANCE - ESCROW #7	2,469.55
ACCOUNT BALANCE - ESCROW #8	520.02
ACCOUNT BALANCE - ESCROW #9	1,018.69
ACCOUNT BALANCE - ESCROW #11	2,815.97
ACCOUNT BALANCE - ESCROW #12	11,519.25
ACCOUNT BALANCE - ESCROW #13	11,987.99
ACCOUNT BALANCE - ESCROW #14	1,162.19
ACCOUNT BALANCE - ESCROW #15	6,485.53
ACCOUNT BALANCE - ESCROW #16	2,949.35
ACCOUNT BALANCE - ESCROW #19	1,534.67
ACCOUNT BALANCE - ESCROW #20	3,507.89
ACCOUNT BALANCE - ESCROW #22	2,304.14
ACCOUNT BALANCE - ESCROW #24	12,377.37
ACCOUNT BALANCE - ESCROW #25	527.53
ACCOUNT BALANCE - ESCROW #27	2,921.47
ACCOUNT BALANCE - ESCROW #28	2,709.27
ACCOUNT BALANCE - ESCROW #29	941.26
ACCOUNT BALANCE - ESCROW #30	536.84
ACCOUNT BALANCE - ESCROW #31	328.26
ACCOUNT BALANCE - ESCROW #32	2,101.80
ACCOUNT BALANCE - ESCROW #35	202.43
ACCOUNT BALANCE - ESCROW #36	3,125.72
ACCOUNT BALANCE - ESCROW #39	1,477.92
ACCOUNT BALANCE - ESCROW #40	1,425.21
ACCOUNT BALANCE - ESCROW #44	1,680.93
ACCOUNT BALANCE - ESCROW #45	369.27
ACCOUNT BALANCE - ESCROW #55	2,650.80
ACCOUNT BALANCE - ESCROW #58	184.27
ACCOUNT BALANCE - ESCROW #60	5,027.06
ACCOUNT BALANCE - ESCROW #69	1,159.76
ACCOUNT BALANCE - ESCROW #70	4,287.92
ACCOUNT BALANCE - ESCROW #72	2,318.98
ACCOUNT BALANCE - ESCROW #77	354.51
ACCOUNT BALANCE - ESCROW #79	4,031.43
ACCOUNT BALANCE - ESCROW #82	639.40
ACCOUNT BALANCE - ESCROW #84	780.88
ACCOUNT BALANCE - DEBT CL.	598,960.70
ACCOUNT BALANCE - PAYCLEAR	194,039.82

TOTAL 2,620,738.97

TDOA ACCOUNT

TDOA

ACCOUNT BALANCE - TDOA	12,989,126.95
ACCOUNT BALANCE - MBTA	775,536.78
TOTAL	13,764,663.73

FUND NAME	***** MONTH TO DATE ***** REVENUES	***** MONTH TO DATE ***** EXPENSES	***** YEAR TO DATE ***** REVENUES	***** YEAR TO DATE ***** EXPENSES
2019 GENERAL FUND	547,272.91	1,022,842.68	10,460,976.72	5,810,226.27
2019 RESERVE FUNDS	.00	.00	.00	.00
2019 SHERIFF CHAPTER 59 FORFEITURE	4,381.02	.00	5,237.78	.00
2019 DA FORFEITURE FUND	.00	.00	.00	.00
2019 BUILDING SECURITY FUND	5,268.66	3,436.44	28,602.64	21,172.18
2019 JUSTICE COURT BLDG SECURITY	315.08	124.00	1,212.90	496.00
2019 DA FORFEITURE FUND	.00	.00	.00	.00
2019 ROAD & BRIDGE - PCT. 1	56,474.87	110,573.16	1,476,293.42	835,090.71
2019 ROAD & BRIDGE - PCT. 2	74,179.05	103,650.83	1,663,787.04	504,154.01
2019 ROAD & BRIDGE - PCT. 3	66,519.16	139,587.37	1,723,284.87	974,720.90
2019 ROAD & BRIDGE - PCT. 4	56,347.35	54,228.01	1,327,217.42	454,150.11
2019 ROAD & BRIDGE - GEN	20,002.02	3,620.76	60,084.99	36,815.11
2019 COUNTY ROAD FUND - PCT. 1	.00	.00	.00	.00
2019 COUNTY ROAD FUND - PCT. 2	.00	.00	.00	.00
2019 COUNTY ROAD FUND - PCT. 3	.00	.00	.00	.00
2019 COUNTY ROAD FUND - PCT. 4	.00	.00	.00	.00
2019 VICTIM COORDINATOR GRANT	.00	4,344.96	14,066.31	27,613.81
2019 DA FORFEITURE FUND II	16.57	2,571.46	17,843.68	22,689.99
2019 CONSTABLE PCT #4 SEIZURE	11.78	.00	65.26	.00
2019 COUNTY LAW LIBRARY FUND	3,260.30	2,124.13	16,802.03	10,620.65
2019 COUNTY FREE LIBRARY	8,214.85	9,862.88	49,034.77	57,545.16
2019 COMMUNITY LIBRARY CONTRIBUTION	.00	.00	.00	441.10
2019 DIGITIZE RECORDS	1,106.02	.00	5,818.55	.00
2019 SUPPLEMENTAL GUARDIANSHIP	479.03	.00	2,186.90	.00
2019 COUNTY CHILD ABUSE PREVENTION	151.80	.00	592.65	.00
2019 COURT RELATED PROGRAMS	33.66-	.00	.10	16,103.63

FUND NAME	***** MONTH TO DATE ***** REVENUES	***** MONTH TO DATE ***** EXPENSES	***** YEAR TO DATE ***** REVENUES	***** YEAR TO DATE ***** EXPENSES
2019 COUNTY & DISTRICT TECH FUND	174.23	.00	806.31	.00
2019 CAPITALCREDITSECONOMICDEVELOP	494.59	.00	2,747.23	12,500.00
2019 DISTRICT CLERK TECHNOLOGY FUND	666.01	.00	3,068.08	.00
2019 CHAPTER 19	.00	.00	.00	.00
2019 COUNTY RECORDS FUND	2,193.45	175.00	10,330.83	5,580.00
2019 COUNTY CLERK RECORDS FUND	10,523.17	5,470.00	52,143.78	41,360.05
2019 DISTRICT CLERK RECORDS FUND	389.94	736.03	1,804.03	4,181.54
2019 COUNTY CLERK ARCHIVE	8,392.35	.00	48,782.94	.00
2019 CAPITAL PROJECT ROADS PCT NO 4	.00	.00	.00	.00
2019 PERMANENT IMPROVEMENT FUND	.00	.00	.00	.00
2019 RIGHT-OF-WAY FUND	.00	.00	.00	.00
2019 TAX ANTICIPATION NOTES	.00	.00	.00	.00
2019 DEBT SERVICE FUND	32,430.99	.00	871,078.18	602,536.78
2019 VZC INDIGENT HEALTH PROGRAM	9,750.00	9,314.71	58,500.00	54,692.01
2019 SOIL CONSERVATION DIST FUND	68,016.49	.00	68,126.50	6,000.00
2019 APPELLATE JUSTICE SYSTEM FUND	450.00	.00	2,315.00	1,320.00
2019 PAYROLL CLEARING ACCOUNT.	.00	.00	.00	.00
2019 GEN FIXED ASSETS ACCOUNT GRP	.00	.00	.00	.00
2019 LONG TERM DEBT GROUP	.00	.00	.00	.00
2019 VAN ZANDT COUNTY JAIL	216,137.18	174,745.84	1,262,137.99	1,113,870.86
2019 VAN ZANDT COUNTY SHERIFF DEPT	220,658.50	161,064.57	1,421,738.47	1,243,831.85
2019 CAPITAL MURDER	.00	.00	.00	.00
2019 HOMELAND SECURITY GRANT	.00	.00	.00	.00
2019 HOMELAND SECURITY GRANT P25 CO	.00	.00	.00	.00
2019 BULLET PROOF VEST GRANT	.00	.00	.00	.00
2019 SOLID WASTE GRANT	.00	.00	.00	.00

FUND NAME	***** MONTH TO DATE ***** REVENUES	***** YEAR TO DATE ***** EXPENSES	***** MONTH TO DATE ***** REVENUES	***** YEAR TO DATE ***** EXPENSES
2019 CAPITAL PROJECT ROADS PCT NO 1	.00	.00	.00	.00
2019 CAPITAL PROJECT ROADS PCT NO 2	.00	.00	.00	.00
2019 CAPITAL PROJECT PCT 4	.00	.00	.00	.00
2019 FRUITVALE 2011 TXCDBG 710056	.00	.00	.00	.00
2019 BENWHEELERMSC 71348911131115	.00	.00	.00	.00
2019 LITTLEHOPEMOOREMSC713026081315	.00	.00	.00	.00
2019 PRETRIAL SUPERVISION	5,805.10	3,005.57	23,496.84	24,030.12
2019 COMMUNITY SUP & CORRECTIONS	61,808.22	42,170.97	319,944.03	271,936.84
2019 ADULT PROBATION CIVIL	1,825.52	1,124.47	11,279.38	7,871.42
2019 HIGH RISK SUBSTANCE ABUSE -CCP	8,016.13	3,274.64	27,832.83	23,091.34
2019 HIGH RISK SEX OFFENDER -CCP	13,865.87	3,993.98	41,597.61	28,164.94
2019 GRANT C COMMIT REDUCTION PROG	4,935.00	4,504.60	39,477.00	31,987.20
2019 JUVENILE PROBATION FUND	38,255.49	36,034.64	239,743.41	234,110.96
2019 VZCJPD STATE AID GRANT	26,862.25	24,637.58	242,295.55	220,427.54
2019 VZCJPD PROGRESSIVE SANCTIONS	.00	.00	.00	.00
2019 VZCJPD - GRANT N	8,038.00	3,125.00	64,309.00	19,954.45
2019 D A SUPPLEMENTAL FUND	5.45	1,979.76	7,530.19	11,502.06
2019 VOICES - JUV CJD GRANT	8,865.68	2,828.66	8,865.68	20,592.02
2019 ETCOG RESIDENTIAL	.00	950.00	1,971.08	1,700.00
2019 GRANT I SECURE FELONY REIMB	.00	.00	.00	665.00-
2019 JUVENILE PROBATION INTEREST	1.08	.00	134.09	.00
2019 REGIONAL SERVICE ENHANCEMENT	.00	32,667.49	162,599.00	62,874.37
2019 GRANT I	.00	.00	.00	.00
2019 GRANT S	4,273.00	3,713.72	34,183.00	26,014.97
2019 MENTAL IMPAIRMENT CASELOAD	8,618.00	5,229.58	40,238.46	36,850.04
2019 SALARY ADJUSTMENT FOR JUV PROB	.00	.00	.00	.00

FUND NAME	***** MONTH TO DATE ***** REVENUES	DATE ***** EXPENSES	***** YEAR TO DATE ***** REVENUES	DATE ***** EXPENSES
2019 TITLE IV-E FEDERAL FOSTER CARE	.00	.00	.00	.00
2019 INDIGENT DEFENSE GRANT	10.93	3,071.60	35.33	18,544.01
2019 FIRE MARSHAL	15,564.29	9,814.69	102,571.50	62,905.53
2019 TECHNOLOGY RESOURCES	.00	.00	.00	.00
2019 HAVA ELECTION GRANT	.00	.00	.00	.00
2019 GOLDEN WATER SUPPLY CORP	.00	.00	.00	.00
2019 D.A. CHECK COLLECTION FUND	225.43	240.40	2,877.58	1,447.89
2019 CONSTABLE #1 TLEOSE FUND	.00	.00	681.02	.00
2019 CONSTABLE #2 TLEOSE FUND	.00	.00	968.02	.00
2019 CONSTABLE #3 TLEOSE FUND	.00	.00	681.62	.00
2019 CONSTABLE #4 TLEOSE FUND	.00	.00	681.52	.00
2019 SHERIFF TLEOSE FUND	.00	.00	4,853.52	.00
2019 DA TLEOSE FUND	.00	.00	671.22	.00
2019 VZC COMMISSARY PERSONNEL FUND	.00	.00	.00	.00
2019 JUSTICE COURT TECHNOLOGY FUND	1,290.97	.00	5,019.79	2,254.88
2019 CHILD ADVOCACY	.00	.00	.00	.00
2019 CONTRIBUTION RELIEF FUND	29.09-	.00	.00	.00
2019 VETERAN'S MEMORIAL WALL FUND	.00	.00	.00	.00
2019 HISTORICAL COMMISSION	150.58	.00	2,288.58	360.00
2019 VAN TORNADO-ASSISTANCE	.00	.00	54,630.97	23,181.60
2019 FEMA - DEC 2015 STORM	.00	.00	.00	.00
2019 FEMA APRIL 2016 STORM	.00	.00	.00	.00
2019 HAZARD MITIGATION GRANT	.00	.00	.00	54,447.00
2019 COURTHOUSE PLANNING GRANT	.00	.00	54,459.36	181,531.20
2019 PRETRIAL INTERVENTION PROGRAM	6,678.89	.00	17,309.31	.00
2019 SHERIFF JUSTICE FORFEITURE FUN	30.93	.00	117.08	.00

COMBINED STATEMENT OF REVENUES AND EXPENSES FOR MARCH

THRU MARCH

FUND NAME	***** MONTH TO DATE ***** REVENUES	***** YEAR TO DATE ***** REVENUES	***** MONTH TO DATE ***** EXPENSES	***** YEAR TO DATE ***** EXPENSES
2019 SHERIFF TREASURY FORFEITURE FU	.00	.00	.00	.00
2019 CONSTABLE PCT #1 FORFEITURE FU	.00	500.00	.00	.00
TOTAL	1,629,341.43	22,170,530.94	1,990,840.18	13,222,828.10

ACCOUNT NAME	BEGINNING CASH BALANCE	CASH RECEIPTS	CASH DISBURSEMENTS	ENDING CASH BALANCE
2019 010 GENERAL FUND				
CASH	925,445.69	748,732.96	1,165,418.06	508,760.59
COINS	1.00	.00	.00	1.00
RETURNED CHECK FEES	.00	.00	.00	.00
AMERICAN NATIONAL CASH	.00	.00	.00	.00
VZC JURY CASH CLEARING	3,355.00	7,076.00	7,076.00	3,355.00
VZC CHECKING DEBT SERVICE	.00	.00	.00	.00
PETTY CASH COLLECTION-PCT. 1	100.00	.00	.00	100.00
PETTY CASH-CITY CLERK	500.00	.00	.00	500.00
PETTY CASH-DIST CLERK	400.00	.00	.00	400.00
COUNTY COURT JURY CASH	.00	.00	.00	.00
DISTRICT COURT JURY CASH	.00	.00	.00	.00
PETTY CASH-JP #1	200.00	.00	.00	200.00
PETTY CASH-JP #2	200.00	.00	.00	200.00
PETTY CASH - JP#4	200.00	.00	.00	200.00
PETTY CASH-SHERIFF	.00	.00	.00	.00
PETTY CASH-TAX COLLECTOR	3,000.00	.00	.00	3,000.00
PETTY CASH - TAX COLL (BOAT)	.00	.00	.00	.00
PETTY CASH-TAX (BOAT CK ACCT)	2.70	.00	.00	2.70
PETTY CASH-TAX (BOAT CK ACCT)	6,087,576.12	13,502.48	.00	6,101,078.60
TIME DEPOSIT ON ACCOUNT	1,306.32	2.90	.00	1,309.22
MIA MUNICIPAL INVESTORS SERV	7,022,286.83	769,314.34	1,172,494.06	6,619,107.11
FUND TOTALS				
2019 012 RESERVE FUNDS				
CASH	.00	.00	.00	.00
TIME DEPOSIT ON ACCOUNT	.00	.00	.00	.00
MIA MUNICIPAL INVESTORS SERV	.00	.00	.00	.00
FUND TOTALS	.00	.00	.00	.00
2019 015 SHERIFF CHAPTER 59 FORFEITURE				
CASH	727.11	4,350.25	.00	5,077.36
AMERICAN NATIONAL CASH	.00	.00	.00	.00
CASH-OTHER	.00	.00	.00	.00
TIME DEPOSIT ON ACCOUNT	15,007.07	30.77	.00	15,037.84
MIA MUNICIPAL INVESTORS SERV	.00	.00	.00	.00
FUND TOTALS	15,734.18	4,381.02	.00	20,115.20
2019 016 DA FORFEITURE FUND				
CASH	.00	.00	.00	.00
ESCROW/BART ROGERS	3,100.22	.27	.00	3,100.49
ESCROW/HURST-LANE	1,818.77	.23	.00	1,819.00
ESCROW/CALE	1,169.84	.15	.00	1,169.99
ESCROW/HALL	302.04	.04	.00	302.08
ESCROW/RANDALL MOORE	802.38	.07	.00	802.45
ESCROW/TIMOTHY HENSON	556.21	.04	.00	556.25
ESCROW/DALTON KING	2,469.34	.21	.00	2,469.55
ESCROW/CAREN WHITE	.00	.00	.00	.00
ESCROW/STANLEY CRAVEN	1,018.56	520.02	.00	1,538.58
ESCROW/	.00	.13	.00	.13
ESCROW/CULPEPPER	2,815.73	.24	.00	2,815.97
ESCROW/	11,518.27	.98	.00	11,519.25
ESCROW/	.00	.00	.00	.00
ESCROW/	.00	.00	.00	.00
ESCROW/	.00	.00	.00	.00
ESCROW/	.00	.00	.00	.00
ESCROW/	.00	.00	.00	.00

ACCOUNT NAME	BEGINNING CASH BALANCE	CASH RECEIPTS	CASH DISBURSEMENTS	ENDING CASH BALANCE
D. A. ESCROW/ROY A. PETERSON	1,534.48	.19	.00	1,534.67
D. A. ESCROW/COREY L. PARISH	3,507.59	.30	.00	3,507.89
D. A. ESCROW/JERRY WHITE, JR.	2,303.85	.29	.00	2,304.14
D. A. ESCROW/STROMILE/VEAL/WHI	12,376.32	1.05	.00	12,377.37
D. A. ESCROW/JAMES F CLINTON	527.47	.06	.00	527.53
D. A. ESCROW/MARIELA PEREZ	2,921.22	.25	.00	2,921.47
D. A. ESCROW/HEREDIA&GARCIA	2,709.04	.23	.00	2,709.27
D. A. ESCROW/DEWAYNE FRANKLIN	941.18	.08	.00	941.26
D. A. ESCROW/BRITTANY L. BAILEY	536.77	.07	.00	536.84
D. A. ESCROW/A. RIOS	328.22	.04	.00	328.26
D. A. ESCROW/G. CAMARILLO	2,101.62	.18	.00	2,101.80
D. A. ESCROW/BRITTANY L BAILEY	.00	.00	.00	.00
D. A. ESCROW/DESARAE DAVIS	202.41	.02	.00	202.43
D. A. ESCROW/ROLAND & PLATT	3,125.32	.40	.00	3,125.72
D. A. ESCROW/RODNEY ROSS	1,477.73	.19	.00	1,477.92
D. A. ESCROW/POTTRUFF	1,425.03	.18	.00	1,425.21
D. A. ESCROW/DOUG MILLER	369.22	.05	.00	369.27
D. A. ESCROW/BRITAN BOWERS	2,630.46	.34	.00	2,630.80
D. A. ESCROW/SANDRA HOLDER	184.24	.03	.00	184.27
D. A. ESCROW/JOHN H TUCKER	5,026.42	.64	.00	5,027.06
D. A. ESCROW/BOWERS	1,159.61	.15	.00	1,159.76
D. A. ESCROW/BILLINGTON	4,287.37	.55	.00	4,287.92
D. A. ESCROW/	.00	.00	.00	.00

ACCOUNT NAME	BEGINNING CASH BALANCE	CASH RECEIPTS	CASH DISBURSEMENTS	ENDING CASH BALANCE
2019 021 ROAD & BRIDGE - PCT. 1	170,038.76	54,725.95	93,353.64	131,411.07
CASH	852,143.23	1,748.91	.00	853,892.14
TIME DEPOSIT ON ACCOUNT	3.54	.01	.00	3.55
MBTA MUNICIPAL INVESTORS SERV	1,022,185.53	56,474.87	93,353.64	985,306.76
FUND TOTALS				
2019 022 ROAD & BRIDGE - PCT. 2	185,114.40	71,038.76	72,522.37	183,630.79
CASH	1,332,966.41	2,735.66	.00	1,335,702.07
TIME DEPOSIT ON ACCOUNT	1,313,692.29	4,474.43	.00	1,314,166.72
MBTA MUNICIPAL INVESTORS SERV	1,831,773.10	74,248.85	72,522.37	1,833,499.58
FUND TOTALS				
2019 023 ROAD & BRIDGE - PCT. 3	143,654.88	63,833.43	129,169.76	78,318.55
CASH	1,308,657.56	2,685.73	.00	1,311,343.29
TIME DEPOSIT ON ACCOUNT	.65	.00	.00	.65
MBTA MUNICIPAL INVESTORS SERV	1,452,313.09	66,519.16	129,169.76	1,389,662.49
FUND TOTALS				
2019 024 ROAD & BRIDGE - PCT. 4	167,138.02	54,032.02	55,847.03	165,323.01
CASH	1,127,766.98	2,314.54	.00	1,130,081.52
TIME DEPOSIT ON ACCOUNT	356.61	7.79	.00	357.40
MBTA MUNICIPAL INVESTORS SERV	1,295,261.61	56,347.35	55,847.03	1,295,761.93
FUND TOTALS				
2019 026 ROAD & BRIDGE - GEN	3,796.29	20,000.00	3,649.88	20,146.41
CASH	995.90	2.02	.00	997.92
TIME DEPOSIT ON ACCOUNT	.00	.00	.00	.00
MBTA MUNICIPAL INVESTORS SERV	4,792.19	20,002.02	3,649.88	21,144.33
FUND TOTALS				
2019 031 COUNTY ROAD FUND - PCT. 1	.00	.00	.00	.00
CASH	.00	.00	.00	.00
TIME DEPOSIT ON ACCOUNT	.00	.00	.00	.00
MBTA MUNICIPAL INVESTORS SERV	.00	.00	.00	.00
FUND TOTALS				
2019 032 COUNTY ROAD FUND - PCT. 2	.00	.00	.00	.00
CASH	.00	.00	.00	.00
TIME DEPOSIT ON ACCOUNT	.00	.00	.00	.00
MBTA MUNICIPAL INVESTORS SERV	.00	.00	.00	.00
FUND TOTALS				
2019 033 COUNTY ROAD FUND - PCT. 3	.00	.00	.00	.00
CASH	.00	.00	.00	.00
TIME DEPOSIT ON ACCOUNT	.00	.00	.00	.00
MBTA MUNICIPAL INVESTORS SERV	.00	.00	.00	.00
FUND TOTALS				
2019 034 COUNTY ROAD FUND - PCT. 4	.00	.00	.00	.00
CASH				

ACCOUNT NAME	BEGINNING CASH BALANCE	CASH RECEIPTS	CASH DISBURSEMENTS	ENDING CASH BALANCE
2019 035 VICTIM COORDINATOR GRANT	8,318.81-	.00	4,344.96-	12,663.77-
CASH DEPOSIT ON ACCOUNT	.00	.00	.00	.00
MBIA MUNICIPAL INVESTORS SERV	.00	.00	.00	.00
FUND TOTALS	8,318.81-	.00	4,344.96-	12,663.77-
2019 036 DA FORFEITURE FUND II	11,688.72	16.57	2,571.54-	9,117.18
CASH DEPOSIT ON ACCOUNT	8,081.68	16.57	.00	8,098.25
MBIA MUNICIPAL INVESTORS SERV	.00	.00	.00	.00
FUND TOTALS	19,770.40	16.57	2,571.54-	17,215.43
2019 037 CONSTABLE PCT #4 SEIZURE	760.89	.00	.00	760.89
CASH DEPOSIT ON ACCOUNT	5,749.92	11.78	.00	5,761.70
MBIA MUNICIPAL INVESTORS SERV	.00	.00	.00	.00
FUND TOTALS	6,510.81	11.78	.00	6,522.59
2019 040 COUNTY LAW LIBRARY FUND	13,533.77	3,159.00	2,124.13-	14,568.64
CASH DEPOSIT ON ACCOUNT	49,376.63	101.30	.00	49,477.93
MBIA MUNICIPAL INVESTORS SERV	.00	.00	.00	.00
FUND TOTALS	62,910.40	3,260.30	2,124.13-	64,046.57
2019 042 COUNTY FREE LIBRARY	30,262.85	8,214.85	9,413.88-	29,063.82
CASH DEPOSIT ON ACCOUNT	.00	.00	.00	.00
MBIA MUNICIPAL INVESTORS SERV	.00	.00	.00	.00
FUND TOTALS	30,262.85	8,214.85	9,413.88-	29,063.82
2019 043 COMMUNITY LIBRARY CONTRIBUTION	.00	.00	.00	.00
CASH DEPOSIT ON ACCOUNT	.00	.00	.00	.00
MBIA MUNICIPAL INVESTORS SERV	.00	.00	.00	.00
FUND TOTALS	.00	.00	.00	.00
2019 047 DIGITIZE RECORDS	7,368.80	960.00	.00	8,328.80
CASH DEPOSIT ON ACCOUNT	71,158.36	146.02	.00	71,304.38
MBIA FUND TOTALS	78,527.16	1,106.02	.00	79,633.18
2019 048 SUPPLEMENTAL GUARDIANSHIP	3,457.22	420.00	.00	3,877.22
CASH	28,771.24	59.03	.00	28,830.27
TEXPOOL FUND TOTALS	32,228.46	479.03	.00	32,707.49
2019 049 COUNTY CHILD ABUSE PREVENTION	1,718.98	139.22	.00	1,858.20
CASH DEPOSIT ON ACCOUNT	6,133.54	12.58	.00	6,146.12
FUND TOTALS	7,852.52	151.80	.00	8,004.32
2019 050 COURT RELATED PROGRAMS	.00	.00	.00	.00
CASH				

ACCOUNT NAME	BEGINNING CASH BALANCE	CASH RECEIPTS	CASH DISBURSEMENTS	ENDING CASH BALANCE
2019 052 COUNTY & DISTRICT TECH FUND				
CASH	1,441.12	166.87	.00	1,607.99
TIME DEPOSIT ON ACCOUNT	3,597.99	7.36	.00	3,605.35
MBIA	.00	.00	.00	.00
FUND TOTALS	5,039.11	174.23	.00	5,213.34
2019 053 CAPITALCREDITSECONOMICDEVELOP				
CASH	3,056.59	.00	.00	3,056.59
TIME DEPOSIT ON ACCOUNT	241,025.08	494.59	.00	241,519.67
FUND TOTALS	244,081.67	494.59	.00	244,576.26
2019 054 DISTRICT CLERK TECHNOLOGY FUND				
CASH	5,645.11	638.00	.00	6,283.11
TIME DEPOSIT ON ACCOUNT	13,653.35	28.01	.00	13,681.36
MBIA MUNICIPAL INVESTORS SERV	.00	.00	.00	.00
FUND TOTALS	19,298.46	666.01	.00	19,964.47
2019 055 CHAPTER 19				
TIME DEPOSIT ON ACCOUNT	15.96	.00	.00	15.96
MBIA	.00	.00	.00	.00
FUND TOTALS	15.96	.00	.00	15.96
2019 056 COUNTY RECORDS FUND				
CASH	1,670.13	1,944.72	175.00	3,439.85
TIME DEPOSIT ON ACCOUNT	121,214.51	248.73	.00	121,463.24
MBIA MUNICIPAL INVESTORS SERV	.00	.00	.00	.00
FUND TOTALS	122,884.64	2,193.45	175.00	124,903.09
2019 057 COUNTY CLERK RECORDS FUND				
CASH	9,478.70	10,259.25	8,210.26	11,527.69
TIME DEPOSIT ON ACCOUNT	128,609.71	263.92	.00	128,873.63
MBIA MUNICIPAL INVESTORS SERV	.00	.00	.00	.00
FUND TOTALS	138,088.41	10,523.17	8,210.26	140,401.32
2019 058 DISTRICT CLERK RECORDS FUND				
CASH	1,024.19	378.05	736.03	666.21
TIME DEPOSIT ON ACCOUNT	5,804.30	11.89	.00	5,816.19
FUND TOTALS	6,828.49	389.94	736.03	6,482.40
2019 059 COUNTY CLERK ARCHIVE				
CASH	20,510.66	7,884.00	.00	28,394.66
TIME DEPOSIT ON ACCOUNT	247,723.83	508.35	.00	248,232.18
MBIA MUNICIPAL INVESTORS SERV	.00	.00	.00	.00
FUND TOTALS	268,234.49	8,392.35	.00	276,626.84
2019 064 CAPITAL PROJECT ROADS PCT NO 4				
CASH	.00	.00	.00	.00
TIME DEPOSIT ON ACCOUNT	.00	.00	.00	.00
MBIA MUNICIPAL INVESTORS SERV	.00	.00	.00	.00
FUND TOTALS	.00	.00	.00	.00
2019 070 PERMANENT IMPROVEMENT FUND				
CASH	.00	.00	.00	.00

ACCOUNT NAME	BEGINNING CASH BALANCE	CASH RECEIPTS	CASH DISBURSEMENTS	ENDING CASH BALANCE
2019 075 RIGHT-OF-WAY FUND				
CASH	.00	.00	.00	.00
TIME DEPOSIT ON ACCOUNT	.00	.00	.00	.00
MBIA MUNICIPAL INVESTORS SERV	.00	.00	.00	.00
FUND TOTALS	.00	.00	.00	.00
2019 084 TAX ANTICIPATION NOTES				
CASH	.00	.00	.00	.00
TIME DEPOSIT ON ACCOUNT	.00	.00	.00	.00
MBIA	.00	.00	.00	.00
FUND TOTALS	.00	.00	.00	.00
2019 085 DEBT SERVICE FUND				
CASH	567,112.65	31,848.05	.00	598,960.70
TIME DEPOSIT ON ACCOUNT	7,840.75	16.06	.00	7,856.81
MBIA MUNICIPAL INVESTORS SERV	155,336.01	566.88	.00	155,902.89
FUND TOTALS	730,289.41	32,430.99	.00	762,720.40
2019 087 VZC INDIGENT HEALTH PROGRAM				
CASH	37,040.95	9,836.73	9,354.74	37,522.94
TIME DEPOSIT ON ACCOUNT	165,000.00	.00	.00	165,000.00
MBIA MUNICIPAL INVESTORS SERV	.00	.00	.00	.00
FUND TOTALS	202,040.95	9,836.73	9,354.74	202,522.94
2019 088 SOIL CONSERVATION DIST FUND				
CASH	742.01	68,000.00	.00	68,742.01
TIME DEPOSIT ON ACCOUNT	8,048.20	16.49	.00	8,064.69
MBIA MUNICIPAL INVESTORS SERV	.00	.00	.00	.00
FUND TOTALS	8,790.21	68,016.49	.00	76,806.70
2019 090 APPELLATE JUSTICE SYSTEM FUND				
CASH	965.35	450.00	.00	1,415.35
TIME DEPOSIT ON ACCOUNT	.00	.00	.00	.00
MBIA MUNICIPAL INVESTORS SERV	.00	.00	.00	.00
FUND TOTALS	965.35	450.00	.00	1,415.35
2019 095 PAYROLL CLEARING ACCOUNT.				
CASH	194,039.82	.00	.00	194,039.82
MBIA MUNICIPAL INVESTORS SERV	.00	.00	.00	.00
FUND TOTALS	194,039.82	.00	.00	194,039.82
2019 096 GEN FIXED ASSETS ACCOUNT GRP				
MBIA MUNICIPAL INVESTORS SERV	.00	.00	.00	.00
FUND TOTALS	.00	.00	.00	.00
2019 097 LONG TERM DEBT GROUP				
MBIA MUNICIPAL INVESTORS SERV	.00	.00	.00	.00
FUND TOTALS	.00	.00	.00	.00
2019 131 VAN ZANDT COUNTY JAIL				
CASH	56,161.09	216,137.18	216,198.21	56,100.06
MEDICARE PAYABLE	.00	.00	.00	.00
VOUCHERS PAYABLE	.00	.00	.00	.00

ACCOUNT NAME	BEGINNING CASH BALANCE	CASH RECEIPTS	CASH DISBURSEMENTS	ENDING CASH BALANCE
2019 132 VAN ZANDT COUNTY SHERIFF DEPT	114,105.38	226,068.44	164,381.19	175,792.63
CASH	.00	.00	.00	.00
TIME DEPOSIT ON ACCOUNT	.00	.00	.00	.00
MBIA MUNICIPAL INVESTORS SERV	.00	.00	.00	.00
FUND TOTALS	114,105.38	226,068.44	164,381.19	175,792.63
2019 135 CAPITAL MURDER	.00	.00	.00	.00
CASH	.00	.00	.00	.00
TEXPOOL	.00	.00	.00	.00
FUND TOTALS	.00	.00	.00	.00
2019 136 HOME LAND SECURITY GRANT	.00	.00	.00	.00
CASH	.00	.00	.00	.00
TIME DEPOSIT ON ACCOUNT	.00	.00	.00	.00
FUND TOTALS	.00	.00	.00	.00
2019 139 HOME LAND SECURITY GRANT P25 CO	.00	.00	.00	.00
CASH	.00	.00	.00	.00
TIME DEPOSIT ON ACCOUNT	.00	.00	.00	.00
MBIA MUNICIPAL INVESTORS SERV	.00	.00	.00	.00
FUND TOTALS	.00	.00	.00	.00
2019 141 BULLETT PROOF VEST GRANT	.00	.00	.00	.00
CASH	.00	.00	.00	.00
TIME DEPOSIT ON ACCOUNT	.00	.00	.00	.00
MBIA MUNICIPAL INVESTORS SERV	.00	.00	.00	.00
FUND TOTALS	.00	.00	.00	.00
2019 145 SOLID WASTE GRANT	203.03	.00	.00	203.03
CASH	.00	.00	.00	.00
TIME DEPOSIT ON ACCOUNT	.00	.00	.00	.00
FUND TOTALS	203.03	.00	.00	203.03
2019 261 CAPITAL PROJECT ROADS PCT NO 1	.00	.00	.00	.00
CASH	.00	.00	.00	.00
TIME DEPOSIT ON ACCOUNT	.00	.00	.00	.00
FUND TOTALS	.00	.00	.00	.00
2019 262 CAPITAL PROJECT ROADS PCT NO 2	.00	.00	.00	.00
CASH	.00	.00	.00	.00
TIME DEPOSIT ON ACCOUNT	.00	.00	.00	.00
FUND TOTALS	.00	.00	.00	.00
2019 264 CAPITAL PROJECT PCT 4	.00	.00	.00	.00
CASH	.00	.00	.00	.00
TIME DEPOSIT ON ACCOUNT	.00	.00	.00	.00
FUND TOTALS	.00	.00	.00	.00
2019 400 ERUITVALE 2011 TXCDBG 710056	.00	.00	.00	.00
CASH	.00	.00	.00	.00
WATER GRANT CASH	.00	.00	.00	.00
FUND TOTALS	.00	.00	.00	.00
2019 401 BENNHELELRMSC 71348911131115	.00	.00	.00	.00
FUND TOTALS	.00	.00	.00	.00

ACCOUNT NAME	BEGINNING CASH BALANCE	CASH RECEIPTS	CASH DISBURSEMENTS	ENDING CASH BALANCE
2019 402 LITTLEHOPEMOOREMSC713026081315				
CASH	.00	.00	.00	.00
WATER GRANT CASH	.00	.00	.00	.00
FUND TOTALS	.00	.00	.00	.00
2019 540 PRETRIAL SUPERVISION				
CASH	3,323.46	5,525.00	2,888.89	5,959.57
TD0A	136,491.85	5,280.10	136,491.85	136,771.95
FUND TOTALS	139,815.31	5,805.10	2,888.89	142,731.52
2019 541 COMMUNITY SUP & CORRECTIONS				
CASH	36,022.86	80,870.03	43,640.44	73,252.45
PETTY CASH	100.00	.00	.00	100.00
TIME DEPOSIT ON ACCOUNT	342,691.53	703.21	.00	343,394.74
MBIA MUNICIPAL INVESTORS SERV	.00	.00	.00	.00
FUND TOTALS	378,814.39	81,573.24	43,640.44	416,747.19
2019 542 ADULT PROBATION CIVIL				
CASH	1,596.66	1,050.00	1,124.47	1,522.19
TD0A	49,986.22	102.55	.00	50,088.77
MBIA	303,123.38	672.97	.00	303,796.35
FUND TOTALS	354,706.26	1,825.52	1,124.47	355,407.31
2019 543 HIGH RISK SUBSTANCE ABUSE -CCP				
CASH	148.17	8,016.13	3,376.31	4,787.99
TIME DEPOSIT ON ACCOUNT	.00	.00	.00	.00
MBIA MUNICIPAL INVESTORS SERV	.00	8,016.13	3,376.31	4,787.99
FUND TOTALS	148.17	8,016.13	3,376.31	4,787.99
2019 544 HIGH RISK SEX OFFENDER -CCP				
CASH	3,778.95	13,865.87	4,053.11	13,591.71
TIME DEPOSIT ON ACCOUNT	.00	.00	.00	.00
MBIA MUNICIPAL INVESTORS SERV	.00	.00	.00	.00
FUND TOTALS	3,778.95	13,865.87	4,053.11	13,591.71
2019 545 GRANT C COMMIT REDUCTION PROG				
CASH	7,479.00	4,935.00	4,604.25	7,809.75
FUND TOTALS	7,479.00	4,935.00	4,604.25	7,809.75
2019 546 JUVENILE PROBATION FUND				
CASH	79,427.38	41,974.28	39,045.31	76,498.41
TIME DEPOSIT ON ACCOUNT	.00	.00	.00	.00
MBIA MUNICIPAL INVESTORS SERV	.00	.00	.00	.00
FUND TOTALS	79,427.38	41,974.28	39,045.31	76,498.41
2019 547 VZCJPD STATE AID GRANT				
CASH	22,675.07	27,516.68	24,484.90	25,706.85
TIME DEPOSIT ON ACCOUNT	.00	.00	.00	.00
MBIA MUNICIPAL INVESTORS SERV	.00	.00	.00	.00
FUND TOTALS	22,675.07	27,516.68	24,484.90	25,706.85
2019 548 VZCJPD PROGRESSIVE SANCTIONS				
CASH	.00	.00	.00	.00
TIME DEPOSIT ON ACCOUNT	.00	.00	.00	.00
MBIA MUNICIPAL INVESTORS SERV	.00	.00	.00	.00
FUND TOTALS	.00	.00	.00	.00

ACCOUNT NAME	BEGINNING CASH BALANCE	CASH RECEIPTS	CASH DISBURSEMENTS	ENDING CASH BALANCE
2019 549 VZCJPD - GRANT N	43,915.76	8,038.00	3,125.00-	48,828.76
CASH	.00	.00	.00	.00
TIME DEPOSIT ON ACCOUNT	.00	.00	.00	.00
MBIA MUNICIPAL INVESTORS SERV	.00	.00	.00	.00
FUND TOTALS	43,915.76	8,038.00	3,125.00-	48,828.76
2019 550 D A SUPPLEMENTAL FUND	4,139.61	.00	1,979.76-	2,159.85
CASH	2,662.99	5.45	.00	2,668.44
TIME DEPOSIT ON ACCOUNT	.00	.00	.00	.00
MBIA MUNICIPAL INVESTORS SERV	.00	.00	.00	.00
FUND TOTALS	6,802.60	5.45	1,979.76-	4,828.29
2019 551 VOICES - JUV CJD GRANT	15,326.56-	8,865.68	2,828.66-	9,289.54-
VOICES - CJD JUV GRANT	.00	.00	.00	.00
TIME DEPOSIT ON ACCOUNT	.00	.00	.00	.00
FUND TOTALS	15,326.56-	8,865.68	2,828.66-	9,289.54-
2019 552 ETCOG RESIDENTIAL	811.00-	.00	950.00-	1,761.00-
CASH	811.00-	.00	950.00-	1,761.00-
FUND TOTALS	811.00-	.00	950.00-	1,761.00-
2019 554 GRANT I SECURE FELONY REIMB	.00	.00	.00	.00
GRANT I SECURE FELONY REIMB	.00	.00	.00	.00
TIME DEPOSIT ON ACCOUNT	.00	.00	.00	.00
FUND TOTALS	.00	.00	.00	.00
2019 555 JUVENILE PROBATION INTEREST	51.90	1.08	.00	52.98
CASH	23,812.80	.00	.00	23,812.80
TIME DEPOSIT ON ACCOUNT	.00	.00	.00	.00
MBIA MUNICIPAL INVESTORS SERV	.00	.00	.00	.00
FUND TOTALS	23,864.70	1.08	.00	23,865.78
2019 556 REGIONAL SERVICE ENHANCEMENT	132,392.12	.00	32,626.13-	99,765.99
CASH	132,392.12	.00	32,626.13-	99,765.99
FUND TOTALS	132,392.12	.00	32,626.13-	99,765.99
2019 557 GRANT I	.00	.00	.00	.00
CASH	.00	.00	.00	.00
FUND TOTALS	.00	.00	.00	.00
2019 558 GRANT S	9,009.93	4,273.00	3,964.41-	9,318.52
CASH	9,009.93	4,273.00	3,964.41-	9,318.52
FUND TOTALS	9,009.93	4,273.00	3,964.41-	9,318.52
2019 559 MENTAL IMPAIRMENT CASELOAD	.00	8,618.00	5,229.58-	3,388.42
CASH	.00	8,618.00	5,229.58-	3,388.42
TIME DEPOSIT ON ACCOUNT	.00	.00	.00	.00
MBIA MUNICIPAL INVESTORS SERV	.00	.00	.00	.00
FUND TOTALS	.00	8,618.00	5,229.58-	3,388.42
2019 560 SALARY ADJUSTMENT FOR JUV PROB	.00	.00	.00	.00
CASH	.00	.00	.00	.00
TIME DEPOSIT ON ACCOUNT	.00	.00	.00	.00
MBIA MUNICIPAL INVESTORS SERV	.00	.00	.00	.00
FUND TOTALS	.00	.00	.00	.00
2019 562 TITLE IV-E FEDERAL FOSTER CARE	.00	.00	.00	.00
CASH	.00	.00	.00	.00

ACCOUNT NAME	BEGINNING CASH BALANCE	CASH RECEIPTS	CASH DISBURSEMENTS	ENDING CASH BALANCE
2019 565 INDIGENT DEFENSE GRANT	27,621.53	10.93	3,071.60	24,549.93
CASH	5,335.28	10.93	3,071.60	5,346.21
TIME DEPOSIT ON ACCOUNT	32,956.81	10.93		29,896.14
FUND TOTALS				
2019 567 FIRE MARSHAL	38,648.91	15,200.00	8,839.43	45,009.48
CASH	177,521.64	364.29	8,839.43	177,885.93
TDOA	216,170.55	15,564.29		232,895.41
FUND TOTALS				
2019 568 TECHNOLOGY RESOURCES	1.50	.00	.00	1.50
CASH	.00	.00	.00	.00
TIME DEPOSIT ON ACCOUNT	1.50	.00	.00	1.50
FUND TOTALS				
2019 569 HAVA ELECTION GRANT	12,953.03	.00	.00	12,953.03
CASH	12,953.03	.00	.00	12,953.03
FUND TOTALS				
2019 570 GOLDEN WATER SUPPLY CORP	.00	.00	.00	.00
GOLDEN WATER TDHCA 726216	.00	.00	.00	.00
MBIA MUNICIPAL INVESTORS SERV	.00	.00	.00	.00
FUND TOTALS				
2019 580 D.A. CHECK COLLECTION FUND	5,336.90	204.02	240.40	5,300.52
CASH	10,435.82	21.41	.00	10,457.23
TIME DEPOSIT ON ACCOUNT	15,772.72	225.43	240.40	15,757.75
MBIA MUNICIPAL INVESTORS SERV	.00	.00	.00	.00
FUND TOTALS				
2019 591 CONSTABLE #1 TLEOSE FUND	1,849.26	.00	.00	1,849.26
CASH	.49	.00	.00	.49
CASH - CITIZENS NATIONAL	.00	.00	.00	.00
TDOA	.00	.00	.00	.00
MBIA MUNICIPAL INVESTORS SERV	.00	.00	.00	.00
FUND TOTALS	1,848.77	.00	.00	1,848.77
2019 592 CONSTABLE #2 TLEOSE FUND	2,152.56	.00	.00	2,152.56
CASH	.00	.00	.00	.00
CASH OTHER	.00	.00	.00	.00
MBIA MUNICIPAL INVESTORS SERV	.00	.00	.00	.00
FUND TOTALS	2,152.56	.00	.00	2,152.56
2019 593 CONSTABLE #3 TLEOSE FUND	1,359.92	.00	.00	1,359.92
CASH	3,738.50	.00	.00	3,738.50
CASH OTHER - CITY NATIONAL	.00	.00	.00	.00
MBIA MUNICIPAL INVESTORS SERV	.00	.00	.00	.00
FUND TOTALS	5,098.42	.00	.00	5,098.42
2019 594 CONSTABLE #4 TLEOSE FUND	4,947.84	.00	.00	4,947.84
CASH	.00	.00	.00	.00
TIME DEPOSIT ON ACCOUNT	.00	.00	.00	.00
MBIA MUNICIPAL INVESTORS SERV	.00	.00	.00	.00

ACCOUNT NAME FUND TOTALS	BEGINNING CASH BALANCE	CASH RECEIPTS	CASH DISBURSEMENTS	ENDING CASH BALANCE
2019 595 SHERIFF TLEOSE FUND	4,947.84	.00	.00	4,947.84
CASH	11,600.47	.00	.00	11,600.47
MBIA MUNICIPAL INVESTORS SERV	.00	.00	.00	.00
FUND TOTALS	11,600.47	.00	.00	11,600.47
2019 596 DA TLEOSE FUND	1,613.10	.00	.00	1,613.10
CASH	1,613.10	.00	.00	1,613.10
MBIA MUNICIPAL INVESTORS SERV	.00	.00	.00	.00
FUND TOTALS	1,613.10	.00	.00	1,613.10
2019 597 VZC COMMISSARY PERSONNEL FUND	.00	.00	.00	.00
CASH	.00	.00	.00	.00
MBIA MUNICIPAL INVESTORS SERV	.00	.00	.00	.00
FUND TOTALS	.00	.00	.00	.00
2019 600 JUSTICE COURT TECHNOLOGY FUND	7,083.62	1,194.57	.00	8,278.19
CASH	46,982.30	96.40	.00	47,078.70
TIME DEPOSIT ON ACCOUNT	.00	.00	.00	.00
MBIA MUNICIPAL INVESTORS SERV	.00	.00	.00	.00
FUND TOTALS	54,065.92	1,290.97	.00	55,356.89
2019 602 CHILD ADVOCACY	.00	.00	.00	.00
HISTORICAL COMMISSION CASH	.00	.00	.00	.00
MBIA MUNICIPAL INVESTORS SERV	.00	.00	.00	.00
FUND TOTALS	.00	.00	.00	.00
2019 800 CONTRIBUTION RELIEF FUND	16,112.02	.00	29.09-	16,112.02
CASH	16,112.02	.00	.00	16,112.02
TIME DEPOSIT ON ACCOUNT	.00	.00	.00	.00
FUND TOTALS	16,112.02	.00	29.09-	16,082.93
2019 802 VETERAN'S MEMORIAL WALL FUND	.00	.00	.00	.00
CASH	.00	.00	.00	.00
TIME DEPOSIT ON ACCOUNT	.00	.00	.00	.00
FUND TOTALS	.00	.00	.00	.00
2019 803 HISTORICAL COMMISSION	3,724.01	140.00	.00	3,864.01
HISTORICAL COMMISSION CASH	5,164.34	10.58	.00	5,174.92
TIME DEPOSIT ON ACCOUNT	8,888.35	150.58	.00	9,038.93
FUND TOTALS	14,776.70	291.16	.00	15,067.86
2019 804 VAN TORNADO-ASSISTANCE	.00	.00	.00	.00
VAN TORNADO-ASSISTANCE-CASH	.00	.00	.00	.00
VTASST-TIME DEPOSITION ACCOUNT	.00	.00	.00	.00
FUND TOTALS	.00	.00	.00	.00
2019 805 FEMA - DEC 2015 STORM	.00	.00	.00	.00
CASH	.00	.00	.00	.00
TIME DEPOSIT ON ACCOUNT	.00	.00	.00	.00
FUND TOTALS	.00	.00	.00	.00
2019 806 FEMA APRIL 2016 STORM	.00	.00	.00	.00
CASH	.00	.00	.00	.00
TIME DEPOSIT ON ACCOUNT	.00	.00	.00	.00
FUND TOTALS	.00	.00	.00	.00

ACCOUNT NAME	BEGINNING CASH BALANCE	CASH RECEIPTS	CASH DISBURSEMENTS	ENDING CASH BALANCE
2019 807 HAZARD MITIGATION GRANT	54,447.00-	.00	.00	54,447.00-
CASH	.00	.00	.00	.00
TIME DEPOSIT ON ACCOUNT	.00	.00	.00	.00
MBIA MUNICIPAL INVESTORS SERV	.00	.00	.00	.00
FUND TOTALS	54,447.00-	.00	.00	54,447.00-
2019 808 COURTHOUSE PLANNING GRANT	127,071.84-	.00	.00	127,071.84-
CASH	.00	.00	.00	.00
WATER GRANT CASH	.00	.00	.00	.00
FUND TOTALS	127,071.84-	.00	.00	127,071.84-
2019 809 PRETRIAL INTERVENTION PROGRAM	5,050.00	6,650.00	.00	11,700.00
CASH	14,080.42	28.89	.00	14,109.31
TIME DEPOSIT ON ACCOUNT	19,130.42	6,578.89	.00	25,809.31
FUND TOTALS	2,614.14	30.93	.00	2,614.14
2019 810 SHERIFF JUSTICE FORFEITURE FUN	15,086.15	.00	.00	15,117.08
CASH	17,700.29	30.93	.00	17,731.22
TIME DEPOSIT ON ACCOUNT	.00	.00	.00	.00
FUND TOTALS	.00	.00	.00	.00
2019 811 SHERIFF TREASURY FORFEITURE FU	.00	.00	.00	.00
CASH	.00	.00	.00	.00
TIME DEPOSIT ON ACCOUNT	.00	.00	.00	.00
FUND TOTALS	.00	.00	.00	.00
2019 812 CONSTABLE PCT #1 FORFEITURE FU	500.00	.00	.00	500.00
CASH	.00	.00	.00	.00
TIME DEPOSIT ON ACCOUNT	.00	.00	.00	.00
FUND TOTALS	500.00	.00	.00	500.00
GRAND TOTALS	16,646,349.45	1,881,680.58	2,134,185.62-	16,393,844.41

ACCOUNT NUMBER	ACCOUNT NAME	DATE	AMDMT NUMBER	OLD BUDGET AMOUNT	AMENDED BUDGET AMOUNT	AMOUNT OF CHANGE	DESCRIPTION	CLK
2019 010-371-100	OTHER MISC. REVENU	01/23/2019	190017	5,800.00-	5,457.61-	342.39	INCREASE REV & EXP - HR	MK
			TOTAL AMENDMENTS	1	TOTAL CHANGES	342.39		
2019 010-402-495	MISCELLANEOUS EXPE	01/23/2019	190017	1,137.50	1,479.89	342.39	INCREASE REV & EXP - HR	MK
			TOTAL AMENDMENTS	1	TOTAL CHANGES	342.39		
2019 010-404-107	SALARIES-EXTRA HEL	11/14/2018	190007	20,000.00	23,750.00	3,750.00	LINE ITEM TRANS - CC	MK
2019 010-404-311	POSTAGE	11/14/2018	190007	15,000.00	11,250.00	3,750.00-	LINE ITEM TRANS - CC	MK
2019 010-404-311	POSTAGE	02/07/2019	190023	11,250.00	9,777.12	1,472.88-	LINE ITEM TRANS	MK
2019 010-404-311	POSTAGE	02/07/2019	190027	9,777.12	500.00-	500.00-	LINE ITEM TRANSFER	MK
2019 010-404-484	OTHER ELECTION EXP	02/07/2019	190023	23,000.00	24,472.88	1,472.88	LINE ITEM TRANS	MK
2019 010-404-484	OTHER ELECTION EXP	02/20/2019	190027	24,472.88	24,972.88	500.00	LINE ITEM TRANSFER	MK
			TOTAL AMENDMENTS	6	TOTAL CHANGES	.00		
2019 010-409-416	ANTROPSIES & FORENS	02/07/2019	190021	100,000.00	99,535.12	464.88-	LINE ITEM TRANS.	MK
2019 010-409-457	MAINT. & SERVICE C	02/20/2019	190028	10,000.00	9,500.00	500.00-	LINE ITEM TRANSFER	MK
2019 010-409-495	MISCELLANEOUS	02/20/2019	190028	406.16	906.16	500.00	LINE ITEM TRANSFER	MK
2019 010-409-800	CONTINGENCY	11/26/2018	190010	240,000.00	238,500.00	1,500.00-	LINE TRANS-DISTCOURT OFFICE	MK
			TOTAL AMENDMENTS	4	TOTAL CHANGES	1,964.88-		
2019 010-410-475	ECONOMIC DEVELOPME	02/07/2019	190021	3,666.66	3,888.91	222.25	LINE ITEM TRANS.	MK
2019 010-410-477	TENTH ADMIN JUD RE	02/07/2019	190021	4,850.00	5,092.63	242.63	LINE ITEM TRANS.	MK
			TOTAL AMENDMENTS	2	TOTAL CHANGES	464.88		
2019 010-435-310	OFFICE SUPPLIES	02/20/2019	190029	2,600.00	3,725.00	1,125.00	LINE ITEM TRANSFERS	MK
2019 010-435-405	PSYCHIATRIC EVALUA	12/12/2018	190013	1,000.00	800.00	200.00-	LINE ITEM TRANS - DC	MK
2019 010-435-406	TRANSCRIPT AND DEF	02/20/2019	190029	1,500.00	1,250.00	250.00-	LINE ITEM TRANSFERS	MK
2019 010-435-427	TRAINING	02/20/2019	190013	2,500.00	2,000.00	500.00-	LINE ITEM TRANSFERS	MK
2019 010-435-495	MISCELLANEOUS	12/12/2018	190013	250.00	450.00	200.00-	LINE ITEM TRANS - DC	MK
2019 010-435-572	OFFICE EQUIPMENT	11/26/2018	190010	.00	1,500.00	1,500.00	LINE TRANS-DISTCOURT OFFICE	MK
			TOTAL AMENDMENTS	6	TOTAL CHANGES	1,875.00		
2019 010-437-405	PSY EVALUATIONS/IN	12/12/2018	190012	18,000.00	14,800.00	3,200.00-	LINE ITEM TRANS - DC	MK
2019 010-437-406	PSY EVALUATIONS/IN	02/20/2019	190029	14,800.00	13,800.00	1,000.00-	LINE ITEM TRANSFERS	MK
2019 010-437-406	TRANSCRIPT AND DEF	12/12/2018	190012	5,000.00	8,200.00	3,200.00-	LINE ITEM TRANS - DC	MK
2019 010-437-406	TRANSCRIPT AND DEF	02/20/2019	190029	8,200.00	9,325.00	1,125.00	LINE ITEM TRANSFERS	MK
2019 010-437-413	COURT TRANSLATORS	02/20/2019	190029	12,500.00	12,000.00	500.00-	LINE ITEM TRANSFERS	MK
			TOTAL AMENDMENTS	5	TOTAL CHANGES	375.00-		
2019 010-445-310	OFFICE SUPPLIES	01/23/2019	190018	1,500.00	2,750.00	1,250.00	LINE ITEM TRANSFER	MK
2019 010-445-413	COURT TRANSLATORS	04/04/2019	190036	6,000.00	11,000.00	5,000.00	LINE ITEM TRANSFER	MK
2019 010-445-415	INDIGENT LEGAL AID	04/04/2019	190036	75,000.00	70,000.00	5,000.00-	LINE ITEM TRANSFER	MK
2019 010-445-416	INDIGENT LEGAL AID	01/23/2019	190018	5,000.00	3,500.00	1,500.00-	LINE ITEM TRANSFER	MK
2019 010-445-495	MISCELLANEOUS	01/23/2019	190018	175.00	425.00	250.00	LINE ITEM TRANSFER	MK
			TOTAL AMENDMENTS	5	TOTAL CHANGES	.00		
2019 010-462-311	POSTAGE	10/17/2018	1293	1,500.00	1,592.48	92.48	FY18 LINE ITEM TRANSFER	MK
2019 010-462-311	POSTAGE	10/17/2018	1293	1,592.48	1,500.00	92.48-	FY CORRECTION	MK
2019 010-462-402	CONTRACT SERVICES	10/17/2018	1293	1,000.00	907.52	92.48-	FY18 LINE ITEM TRANSFER	MK
2019 010-462-402	CONTRACT SERVICES	10/17/2018	1293	907.52	92.48	92.48	FY CORRECTION	MK
			TOTAL AMENDMENTS	4	TOTAL CHANGES	.00		
2019 010-464-311	POSTAGE	10/17/2018	1294	1,200.00	1,000.00	200.00-	FY18 LINE ITEM TRANSFER	MK
2019 010-464-311	POSTAGE	10/17/2018	1294	1,000.00	1,200.00	200.00	FY CORRECTION	MK
2019 010-464-428	TRAVEL	10/17/2018	1294	2,300.00	2,500.00	200.00	FY18 LINE ITEM TRANSFER	MK

ACCOUNT NUMBER	ACCOUNT NAME	DATE	AMDMT NUMBER	OLD BUDGET AMOUNT	AMENDED BUDGET AMOUNT	AMOUNT OF CHANGE	DESCRIPTION	CLK
2019 010-4664-428	TRAVEL	10/17/2018	1294	2,500.00	2,300.00	200.00-	FY CORRECTION	MK
EXPENDITURES - JP #4			TOTAL AMENDMENTS	4	CHANGES	.00		
2019 010-476-330	FUEL AND LUBRICANT	10/17/2018	1295	3,000.00	2,954.47	45.53-	FY18 LINE ITEM TRANSFER	MK
2019 010-476-330	FUEL AND LUBRICANT	10/17/2018	1295	2,954.47	3,000.00	45.53	FY CORRECTION	MK
2019 010-476-495	MISCELLANEOUS	10/17/2018	1295	295.53	250.00	45.53-	FY CORRECTION	MK
EXPENDITURES - DA			TOTAL AMENDMENTS	4	TOTAL CHANGES	.00		
2019 010-497-310	OFFICE SUPPLIES	11/14/2018	190008	2,250.00	2,160.00	90.00-	LINE ITEM TRANS - TREAS	MK
2019 010-497-310	OFFICE SUPPLIES	01/23/2019	190019	2,160.00	2,135.00	25.00-	LINE ITEM TRANSFER	MK
2019 010-497-481	SUBSCRIPTIONS/DUES	01/23/2019	190019	175.00	200.00	25.00	LINE ITEM TRANSFER	MK
EXPENDITURES - CO.TREASURER			TOTAL AMENDMENTS	4	TOTAL CHANGES	.00		
2019 010-499-311	POSTAGE	10/17/2018	1296	5,900.00	5,900.00	100.00-	FY18 LINE ITEM TRANSFER	MK
2019 010-499-311	POSTAGE	10/17/2018	1296	5,900.00	6,000.00	100.00	FY CORRECTION	MK
2019 010-499-428	TRAVEL	10/17/2018	1296	2,000.00	2,100.00	100.00	FY18 LINE ITEM TRANSFER	MK
2019 010-499-428	TRAVEL	10/17/2018	1296	2,100.00	2,000.00	100.00-	FY CORRECTION	MK
2019 010-499-481	SUBSCRIPTIONS/DUES	01/23/2019	190020	1,000.00	125.00	25.00-	LINE ITEM TRANSFER	MK
EXPENDITURES - TAX COLLECTOR			TOTAL AMENDMENTS	6	TOTAL CHANGES	.00		
2019 010-510-204	WORKERS COMPENSATI	10/17/2018	1297	1,473.01	1,582.32	109.31	FY18 LINE ITEM TRANSFER	MK
2019 010-510-204	WORKERS COMPENSATI	10/17/2018	1297	1,582.32	1,473.01	109.31-	FY CORRECTION	MK
2019 010-510-440	ELECTRICITY	10/17/2018	1297	91,500.00	91,922.34	422.34	FY18 LINE ITEM TRANSFER	MK
2019 010-510-440	ELECTRICITY	10/17/2018	1297	91,922.34	91,500.00	422.34-	FY CORRECTION	MK
2019 010-510-457	MAINT. & SERVICE C	10/17/2018	1297	10,000.00	9,468.35	531.65-	FY18 LINE ITEM TRANSFER	MK
2019 010-510-457	MAINT. & SERVICE C	10/17/2018	1297	9,468.35	10,000.00	531.65	FY CORRECTION	MK
EXPENDITURES - PUBLIC BLDGS			TOTAL AMENDMENTS	6	TOTAL CHANGES	.00		
2019 010-700-088	SOIL CONVERSATION	12/12/2018	190014	3,000.00	68,000.00	65,000.00	LINE TRANS - FLOOD CONT DAM	MK
2019 010-700-808	TRANSFER TO PLANNI	12/12/2018	190014	302,552.00	237,552.00	65,000.00-	LINE TRANS - FLOOD CONT DAM	MK
TOTAL TRANSFERS			TOTAL AMENDMENTS	2	TOTAL CHANGES	.00		
2019 021-364-100	SALE OF PROPERTY	11/01/2018	190004	5,000.00-	5,000.00-	5,000.00-	INCREASE REV & EXP - SALE O	MK
TOTAL AMENDMENTS			TOTAL AMENDMENTS	1	TOTAL CHANGES	.00		
2019 021-380-200	FINANCING ISSURANC	01/24/2019	190016	1,900.00	231,500.00-	231,500.00-	INCREASE REV & EXP - EQUIP	MK
TOTAL AMENDMENTS			TOTAL AMENDMENTS	1	TOTAL CHANGES	.00		
2019 021-621-571	EQUIPMENT PURCHASE	11/01/2018	190004	127,500.00	132,500.00	5,000.00	INCREASE REV & EXP - SALE O	MK
2019 021-621-571	EQUIPMENT PURCHASE	01/24/2019	190016	132,500.00	364,000.00	231,500.00	INCREASE REV & EXP - EQUIP	MK
EXPENDITURES - R & B PCT.1			TOTAL AMENDMENTS	2	TOTAL CHANGES	236,500.00		
2019 022-364-100	SALE OF PROPERTY	02/07/2019	190023	2,334.00-	2,334.00-	2,334.00-	INCREASE REV & EXP-SALE OF	MK
TOTAL AMENDMENTS			TOTAL AMENDMENTS	1	TOTAL CHANGES	.00		
2019 022-367-000	DONATIONS - GENERA	11/01/2018	190005	300.00-	300.00-	300.00-	INCREASE REV & EXP - DONATI	MK
TOTAL AMENDMENTS			TOTAL AMENDMENTS	1	TOTAL CHANGES	.00		
2019 022-370-100	ROAD DAMAGE PAYMEN	11/14/2018	190009	4,250.00-	4,250.00-	4,250.00-	INCREASE REV & EXP RETIWS	MK
TOTAL AMENDMENTS			TOTAL AMENDMENTS	1	TOTAL CHANGES	.00		
2019 022-371-100	OTHER MISC. REVENU	03/07/2019	190032	15,768.15-	15,768.15-	15,768.15-	INCREASE REV & EXP AMEND PW	MK

ACCOUNT NUMBER	ACCOUNT NAME	DATE	AMDMT NUMBER	OLD BUDGET AMOUNT	AMENDED BUDGET AMOUNT	AMOUNT OF CHANGE	DESCRIPTION	CLK
2019 022-622-335	ROAD & BRIDGE MATE	11/01/2018		1,193,824.00	1,194,124.00	300.00	INCREASE REV & EXP - DONATI	MK
2019 022-622-335	ROAD & BRIDGE MATE	11/14/2018		1,900.09	1,198,374.00	4,250.00	INCREASE REV & EXP RETIME	MK
2019 022-622-335	ROAD & BRIDGE MATE	02/20/2019		1,900.32	1,173,374.00	25,000.00	INCREASE REV & EXP AMEND PW	MK
2019 022-622-451	REPAIR & MAINT. -	03/07/2018		1,173,374.00	1,189,142.15	15,768.15	INCREASE REV & EXP PCT2 REPAIR	MK
2019 022-622-451	REPAIR & MAINT. -	11/26/2018		1,900.11	27,500.00	25,000.00	INCREASE REV & EXP-SALE OF	MK
2019 022-622-461	MACHINERY RENTAL	02/07/2019		1,900.23	27,500.00	25,334.00	INCREASE REV & EXP-SALE OF	MK
2019 022-622-483	BONDING	02/20/2019		1,900.30	25,000.00	25,000.00	INCREASE REV & EXP-SALE OF	MK
2019 022-622-495	MISCELLANEOUS EXPE	02/07/2019		1,900.22	355.00	96.00	LINE ITEM TRANS.	MK
2019 022-622-571	EQUIPMENT PURCHASE	02/07/2019		1,900.22	2,000.00	1,904.00	LINE ITEM TRANS.	MK
2019 022-622-571	EQUIPMENT PURCHASE	11/26/2018		1,900.11	30,000.00	25,000.00	LINE ITEM TRANS-PCT2 REPAIR	MK
2019 023-380-200	FINANCING ISSURANC	02/07/2019		1,900.25	170,000.00	51,809.98	TO INCREASE REV & EXP-GOV C	MK
2019 023-623-440	ELECTRICITY	03/21/2019		1,900.34	2,000.00	35.00	LINE ITEM TRANSFER	MK
2019 023-623-441	GAS	03/21/2019		1,900.34	200.00	35.00	LINE ITEM TRANSFER	MK
2019 023-623-461	MACHINERY RENTAL	02/07/2019		1,900.24	50,000.00	12,932.35	LINE ITEM TRANS	MK
2019 023-623-535	CAPITAL OUTLAY - O	02/20/2019		1,900.31	25,000.00	25,000.00	LINE ITEM TRANS	MK
2019 023-623-571	EQUIPMENT PURCHASE	02/07/2019		1,900.24	227,932.35	51,809.98	TO INCREASE REV & EXP-GOV C	MK
2019 023-623-800	CONTINGENCY	02/20/2019		1,900.31	100,000.00	25,000.00	LINE ITEM TRANSFER	MK
2019 024-370-100	ROAD DAMAGE PAYMEN	11/01/2018		1,900.06	71,325.88	71,325.88	INCREASE REV & EXP - RD DAM	MK
2019 024-371-100	OTHER MISC. REVENU	04/04/2019		1,900.37	27,210.06	27,210.06	INCREASE REV & EXP	MK
2019 024-624-335	ROAD & BRIDGE MATE	11/01/2018		1,900.06	728,473.00	71,325.88	INCREASE REV & EXP - RD DAM	MK
2019 024-624-335	ROAD & BRIDGE MATE	04/04/2019		1,900.37	799,798.88	14,210.06	INCREASE REV & EXP	MK
2019 024-624-571	EQUIPMENT PURCHASE	04/04/2019		1,900.37	13,000.00	13,000.00	INCREASE REV & EXP	MK
2019 056-409-407	MICROFILMING	11/01/2018		1,900.03	100,000.00	5,000.00	LINE ITEM TRANSFER	MK
2019 056-409-495	MISCELLANEOUS EXPE	11/01/2018		1,900.03	5,000.00	5,000.00	LINE ITEM TRANSFER	MK
2019 088-390-010	TRANSFER FROM GENE	12/12/2018		1,900.14	65,000.00	65,000.00	LINE TRANS - FLOOD CONT DAM	MK
2019 088-390-010	TRANSFER FROM GENE	03/23/2019		1	68,000.00	3,000.00	BALANCE TRANSFERS	SH
2019 131-367-000	GENERAL DONATION	04/04/2019		1,900.38	5,000.00	5,000.00	INCREASE REV & EXP - CHEVRO	MK
2019 131-512-310	OFFICE SUPPLIES -	03/21/2019		1,900.35	8,500.00	528.91	LINE ITEM TRANSFER	MK
2019 131-512-312	OFFICE SUPPLIES -	04/04/2019		1,900.38	2,000.00	5,000.00	INCREASE REV & EXP - CHEVRO	MK
2019 131-512-334	OTHER JAIL SUPPLIE	03/21/2019		1,900.35	2,500.00	1,971.09	LINE ITEM TRANSFER	MK
2019 545-435-206	UNEMPLOYMENT INSUR	10/10/2018		405.76	405.45	31.31	BALANCE COUNTY FUND TO STAT SH	SH

ACCOUNT NUMBER	ACCOUNT NAME	DATE	AMDMT NUMBER	OLD BUDGET AMOUNT	AMENDED BUDGET AMOUNT	AMOUNT OF CHANGE	DESCRIPTION	CLK
2019 546-587-103	SALARIES EMPLOYEES	10/10/2018	190001	167,027.00	172,824.00	5,797.00	LINE ITEM TRANSFER	SH
2019 546-587-107	SALARIES-EXTRA HEL	10/10/2018	190001	47,942.00	49,893.00	1,951.00	LINE ITEM TRANSFER	SH
2019 546-587-572	OFFICE EQUIPMENT	10/10/2018	190001	41,702.00	33,954.00	7,748.00	LINE ITEM TRANSFER	SH
	EXPENDITURES DETENTION LOCAL		TOTAL AMENDMENTS	3	TOTAL CHANGES	.00		
2019 547-333-110	STATE AID - JUV GR	10/30/2018	190002	309,807.00-	315,599.00-	5,792.00-	BUDGET AMENDMENT #4	SH
			TOTAL AMENDMENTS	1	TOTAL CHANGES	5,792.00-		
2019 547-581-204	WORKERS COMPENSATI	10/09/2018		904.64	638.33	266.31-	BALANCE COUNTY G/L TO STATE	SH
2019 547-581-204	WORKERS COMPENSATI	10/09/2018		638.33	1,170.95	532.62	CORRECT COUNTY BUDGET TO ST	SH
	EXPENDITURES - TJCP PROBATION		TOTAL AMENDMENTS	2	TOTAL CHANGES	266.31		
2019 547-587-107	SALARIES - EXTRA H	10/30/2018	190002	27,299.00	33,091.00	5,792.00	BUDGET AMENDMENT #4	SH
2019 547-587-204	WORKERS COMPENSATI	10/09/2018		2,345.71	2,079.04	266.67-	BALANCE COUNTY BUDGET TO ST	SH
	EXPENDITURES - TJCP RESIDENTIA		TOTAL AMENDMENTS	2	TOTAL CHANGES	5,525.33		
2019 549-585-206	UNEMPLOYMENT INSUR	10/09/2018		231.02	230.02	1.00-	BALANCE COUNTY BUDGET TO ST	SH
2019 549-585-413	MH SCREENING	10/09/2018		3,000.00	3,001.00	1.00	BALANCE COUNTY BUDGET TO ST	SH
	EXPENDITURES - CCP PROBATION		TOTAL AMENDMENTS	2	TOTAL CHANGES	.00		
2019 552-333-117	ETCOG REIMBURSEMEN	03/12/2019	190033	6,000.00-	4,000.00-	2,000.00	ETCOG CJD DECREASE BUDGET	MK
			TOTAL AMENDMENTS	1	TOTAL CHANGES	2,000.00		
2019 552-582-410	PSYCHOLOGICALS-ETC	03/12/2019	190033	6,000.00	4,000.00	2,000.00-	ETCOG CJD DECREASE BUDGET	MK
			TOTAL AMENDMENTS	1	TOTAL CHANGES	2,000.00-		
2019 556-582-411	PROGRAM OR SERVICE	04/10/2019	190039	46,800.00	39,126.00	7,674.00-	LINE ITEM TRANS - JUV PROB	MK
2019 556-582-572	EQUIPMENT	04/10/2019	190039	92,119.00	99,793.00	7,674.00	LINE ITEM TRANS - JUV PROB	MK
			TOTAL AMENDMENTS	2	TOTAL CHANGES	.00		
2019 558-435-204	WORKERS COMPENSATI	10/10/2018		67.53	582.47	514.94	BALANCE COUNTY G/L TO STATE	SH
	GRANT S		TOTAL AMENDMENTS	1	TOTAL CHANGES	514.94		
2019 565-435-481	SUBSCRIPTIONS/DUES	01/09/2019	190015	3,100.00	2,900.00	200.00-	LINE ITEM TRANSFER	MK
2019 565-435-495	MISC.	01/09/2019	190015	.00	200.00	200.00	LINE ITEM TRANSFER	MK
	EXPENDITURES - INDIGENT DEFENS		TOTAL AMENDMENTS	2	TOTAL CHANGES	.00		
2019 808-390-010	TRANSFER FROM GENE	12/12/2018	190014	302,552.00-	237,552.00-	65,000.00	LINE TRANS - FLOOD CONT DAM	MK
			TOTAL AMENDMENTS	1	TOTAL CHANGES	65,000.00		